



Savannah Police Department

City of Savannah City Council Workshop
April 12, 2018

“To Serve, Protect and Build Trust”



Mark Renew, Chief of Police
Savannah Police Department

Crime Analysis



Mark Revenew, Chief of Police
Savannah Police Department



COMPSTAT CITY JURISDICTION Week Ending 04/07/18

PATROL COMMANDER:
MAJOR RICHARD ZAPAL



	Week Ending 04/07/18	Week Ending 03/31/18	Weekly Avg 2017	28-Day Ending 04/07/18	28-Day Ending 03/10/18	Avg 28-Day 2017	YTD 2018	YTD 2017	YTD 2016	Change 17 to 18	Change vs. 2016
HOMICIDE	0	1	1	2	1	2	6	7	14	-1	-8
RAPE (Carnal) *	3	2	1	6	2	4	18	10	13	8	5
RAPE (Other Penetration) *	1	1	0	4	3	2	15	14	8	1	7
COMMERCIAL ROBBERY	0	0	2	0	4	7	8	30	17	-22	-9
STREET ROBBERY	4	2	4	16	16	14	52	55	91	-3	-39
RESIDENTIAL ROBBERY	1	1	0	2	0	2	4	5	7	-1	-3
AGG ASSAULT w/ GUN	4	3	5	10	9	18	37	66	72	-29	-35
AGG ASSAULT w/o GUN	8	8	5	30	24	20	77	48	53	29	24
TOTAL VIOLENT	21	18	17	70	59	70	217	235	275	-8%	-21%
COMMERCIAL BURGLARY	4	3	3	16	7	14	40	39	62	1	-22
RESIDENTIAL BURGLARY	15	14	14	71	50	57	196	210	257	-14	-61
SUDDEN SNATCHING	0	0	2	3	5	7	15	31	25	-16	-10
SHOPLIFTING	21	19	20	91	102	80	335	387	357	-52	-22
THEFT FROM VEHICLE	29	27	28	103	81	113	294	444	446	-150	-152
THEFT FROM YARD	4	8	11	26	36	45	109	169	140	-60	-31
THEFT FROM BLDG	10	14	14	44	38	57	175	225	233	-50	-58
OTHER LARCENY	4	2	3	11	20	11	44	47	28	-3	16
AUTO THEFT	20	15	13	62	56	52	187	185	202	2	-15
TOTAL PROPERTY	107	102	109	427	395	436	1395	1737	1750	-20%	-20%
TOTAL PART I	128	120	126	497	454	506	1612	1972	2025	-18%	-20%

Statistics are based on UCR criteria, not GA Criminal Code, and are preliminary, based on RMS data at the time prepared, and are subject to change.

Cell Shading: white is within 0.6 standard deviation of the mean; red is above; green is below.

* Code 11A is the pre-2016 definition of rape; Codes 11B and 11C are by federal mandate in 2016.

Difference from Last Year

-360

At-Fault Police Vehicle Accidents

Not At-Fault Police Vehicle Accidents

Total Police Vehicle Accidents

Last Week

Year-to-Date

1

17

3

21

4

38

Citizen Initiated Calls	Ending 04/07/18	Ending 03/31/18	Avg 2017	Ending 04/07/18	Ending 03/10/18	28-Day 2017	YTD 2018	YTD 2017	YTD 2016	Change 17 to 18	Change vs. 2016
Midnight Shift	399	382	452	1645	1541	2136	5239	5802	5746	-563	-507
Day Shift	992	1078	1032	4165	3838	4891	13508	13599	13732	-91	-224
Afternoon Shift	1095	990	1086	4265	3773	5220	13012	14012	13898	-1000	-886
TOTAL CITIZEN CFS	2486	2450	2570	10075	9152	12246	31759	33413	33376	-5.0%	-4.8%
53S ShotSpotter Calls	0	0	#VALUE!	0	0	#VALUE!	0	0	0	0	0
Sig 53 Shots Fired Calls	0	0	#VALUE!	0	0	#VALUE!	0	0	0	0	0



Mark Renew, Chief of Police
Savannah Police Department

2017 vs. 2018 Part 1 Crimes

All Part 1 Crimes				
2017				
	Total January	Total February	Total March	Total Apr 7
HOMICIDE	2	3	2	0
RAPE	8	5	7	4
COMMERCIAL ROBBERY	7	14	6	3
STREET ROBBERY	15	21	16	4
RESIDENTIAL ROBBERY	2	1	2	0
AGG ASSAULT w/ GUN	18	25	16	7
AGG ASSAULT w/o GUN	11	17	11	9
TOTAL VIOLENT	63	86	60	27
COMMERCIAL BURGLARY	13	11	12	3
RESIDENTIAL BURGLARY	68	68	55	20
SUDDEN SNATCHING	7	13	11	0
SHOPLIFTING	126	116	122	23
THEFT FROM VEHICLE	160	147	115	26
THEFT FROM YARD	63	41	53	16
THEFT FROM BLDG	55	85	72	14
OTHER LARCENY	19	8	18	3
AUTO THEFT	60	55	59	11
TOTAL PROPERTY	571	544	517	116
TOTAL PART I	634	630	577	143

All Part 1 Crimes				
2018				
	Total January	Total February	Total March	Total Apr 7
HOMICIDE	2	2	2	0
RAPE	12	8	9	0
COMMERCIAL ROBBERY	4	4	0	4
STREET ROBBERY	15	16	17	4
RESIDENTIAL ROBBERY	2	0	1	1
AGG ASSAULT w/ GUN	14	10	9	4
AGG ASSAULT w/o GUN	18	22	29	8
TOTAL VIOLENT	67	62	67	21
COMMERCIAL BURGLARY	10	9	17	4
RESIDENTIAL BURGLARY	58	50	73	15
SUDDEN SNATCHING	7	5	3	0
SHOPLIFTING	112	87	115	21
THEFT FROM VEHICLE	81	80	104	29
THEFT FROM YARD	34	35	36	4
THEFT FROM BLDG	78	43	44	10
OTHER LARCENY	11	15	15	4
AUTO THEFT	54	49	64	19
TOTAL PROPERTY	445	373	471	106
TOTAL PART I	512	435	538	127



Berkshire Results – In Progress

- Develop plan to address short and long term tech investment needs
- Establish ways for officers to make productive use of time while waiting to testify in court
- Modify take home car policies
- Improve physical security for customer service staff
- Modify shift rotation policies
- Develop case file management alternatives
- Develop approaches for ensuring consistency among patrol managers
- Modify approach to collecting evidence at crime scenes
- Develop “work around” to address accident reporting issues
- Strengthen management and supervisory training and increase staffing by one position
- Incorporate community outreach into crime reduction



Berkshire Results – Complete

- Take steps to reinforce the importance of patrol
- Modify lieutenant assignments
- Reduce civilian staffing in the pawn shop unit
- Rotate call-out responsibility among all CID lieutenants
- Modify K-9 officer schedules
- Assess level of resources that should be assigned to mounted unit
- Modify traffic enforcement officer schedules
- Expand responsibilities of traffic lieutenant
- Establish recruiting goals
- Ensure officers do not refer residents to customer service instead of writing a report
- Encourage patrol officers to support Crime-Stopppers
- Select desired service levels and modify staffing
- Explore alternative approaches to providing services to other agencies (MOU's in place)

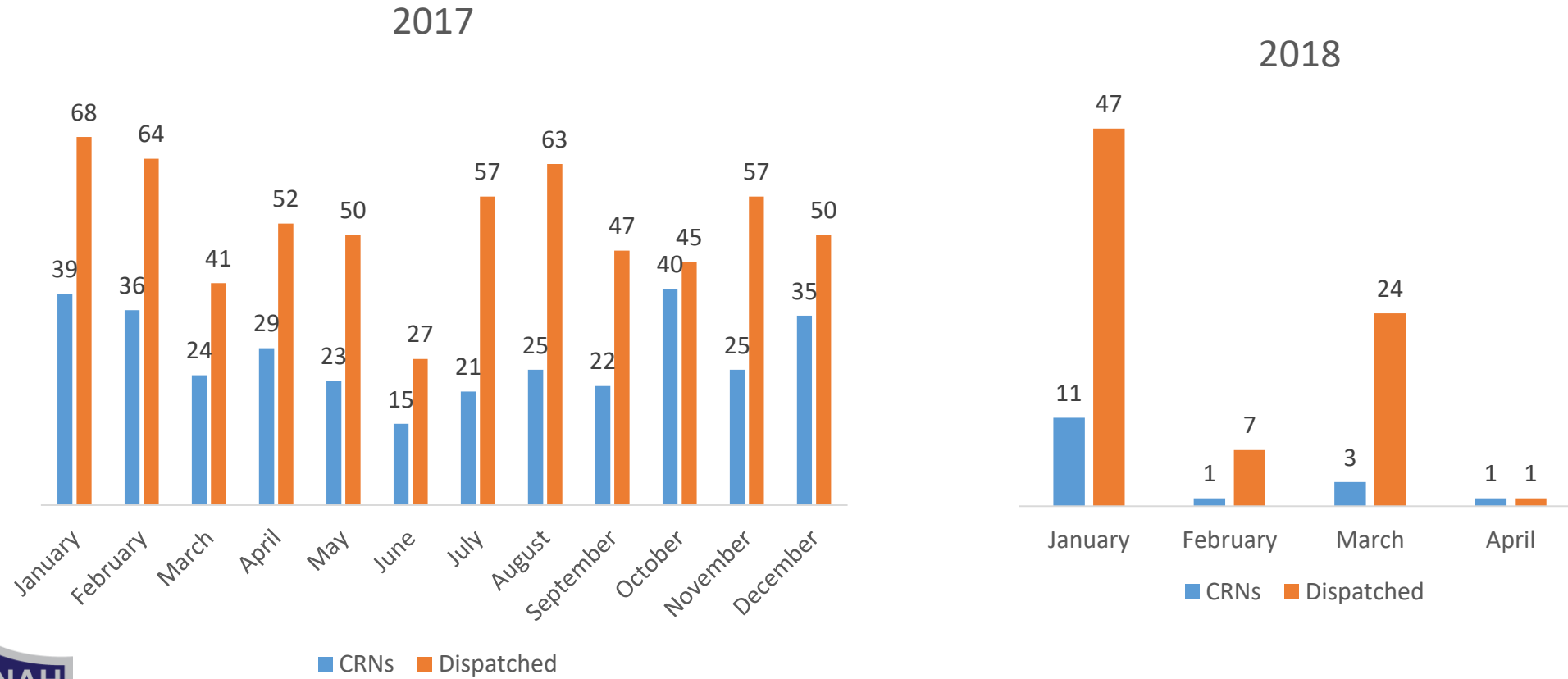


ShotSpotter

- **1013 ShotSpotter calls for service in 2017**
- 70 calls linked to a NIBIN hit
- 55 unique NIBIN hits as of last week were linked to a 2017 ShotSpotter call (This includes NIBIN hits in 2017 and YTD 2018)
- The incidents were linked to various crimes **including numerous aggravated assaults, 1 burglary and 6 homicides**. In 3 homicides, the ShotSpotter call is the link to the firearm.



ShotSpotter Calls for Service



Homicide Clearance Rate

	Homicides	Arrests	Exceptionally Cleared	Open	Grand Jury	Clearance Rate
2018 YTD	6	6	1	1	0	117%*
2017 YTD	11	7	0	6	0	64%

* This total includes 2018 arrests that were made in connection with the 2015 Hakeem Clark homicide and the 2017 Eric Jenkins homicide.



Traffic Fatalities – Savannah

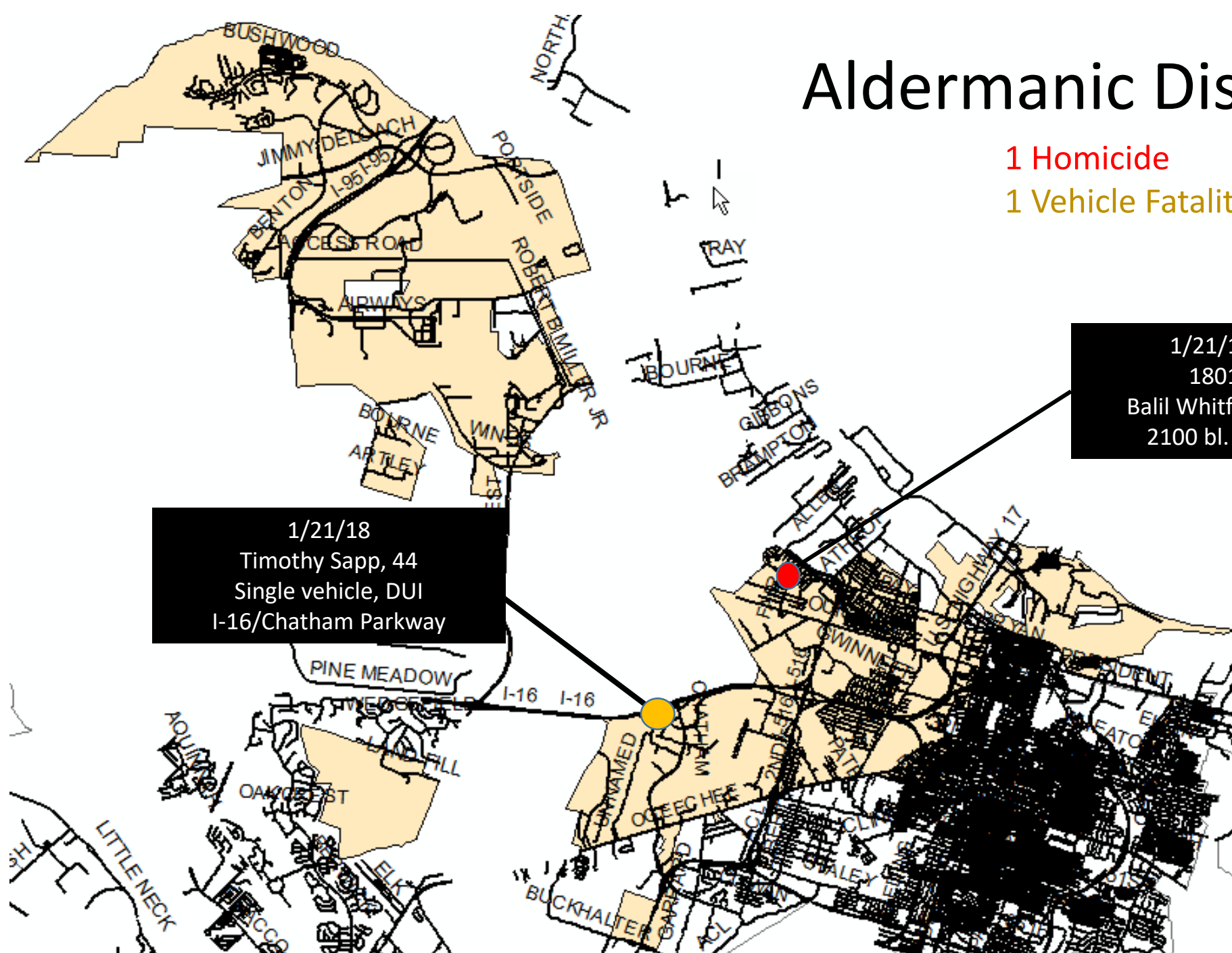
- 2018 Traffic Fatalities YTD
 - 6
 - 2 involved DUI
 - 2 involved pedestrians
- 2017 Traffic Fatalities YTD
 - 3
 - 1 involved DUI
 - All 3 involved pedestrians



Aldermanic District 1

1 Homicide

1 Vehicle Fatality



Aldermanic District 2

0 Homicides

3 Vehicle Fatalities

2/17/18

William Simmons, 21
Wrong way crash, DUI
I-16/Montgomery St.

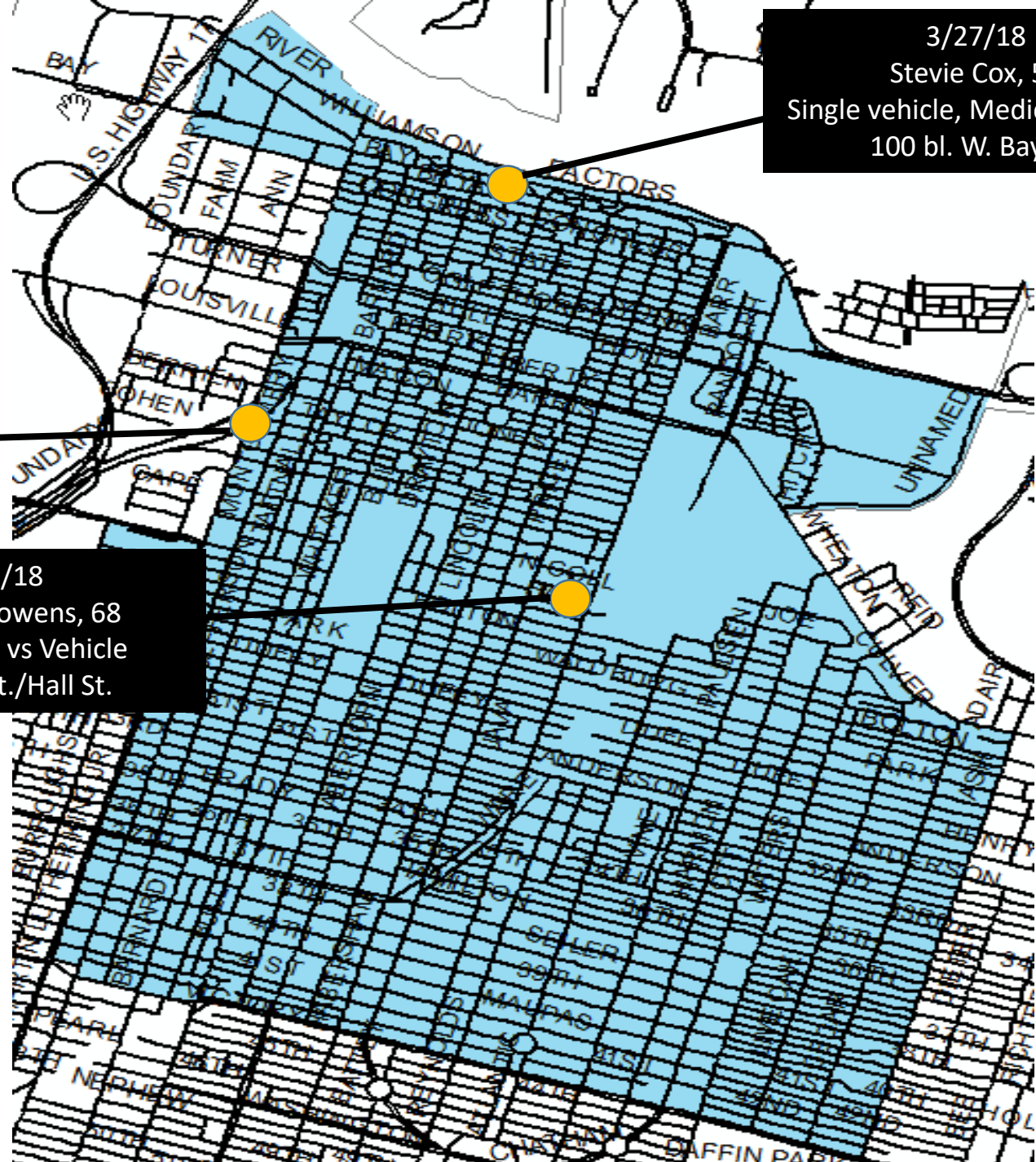
1/12/18

Albertha Bowens, 68
Wheelchair vs Vehicle
E. Broad St./Hall St.

3/27/18

Stevie Cox, 56

Single vehicle, Medical-related
100 bl. W. Bay St.



Aldermanic District 3

4 Homicides

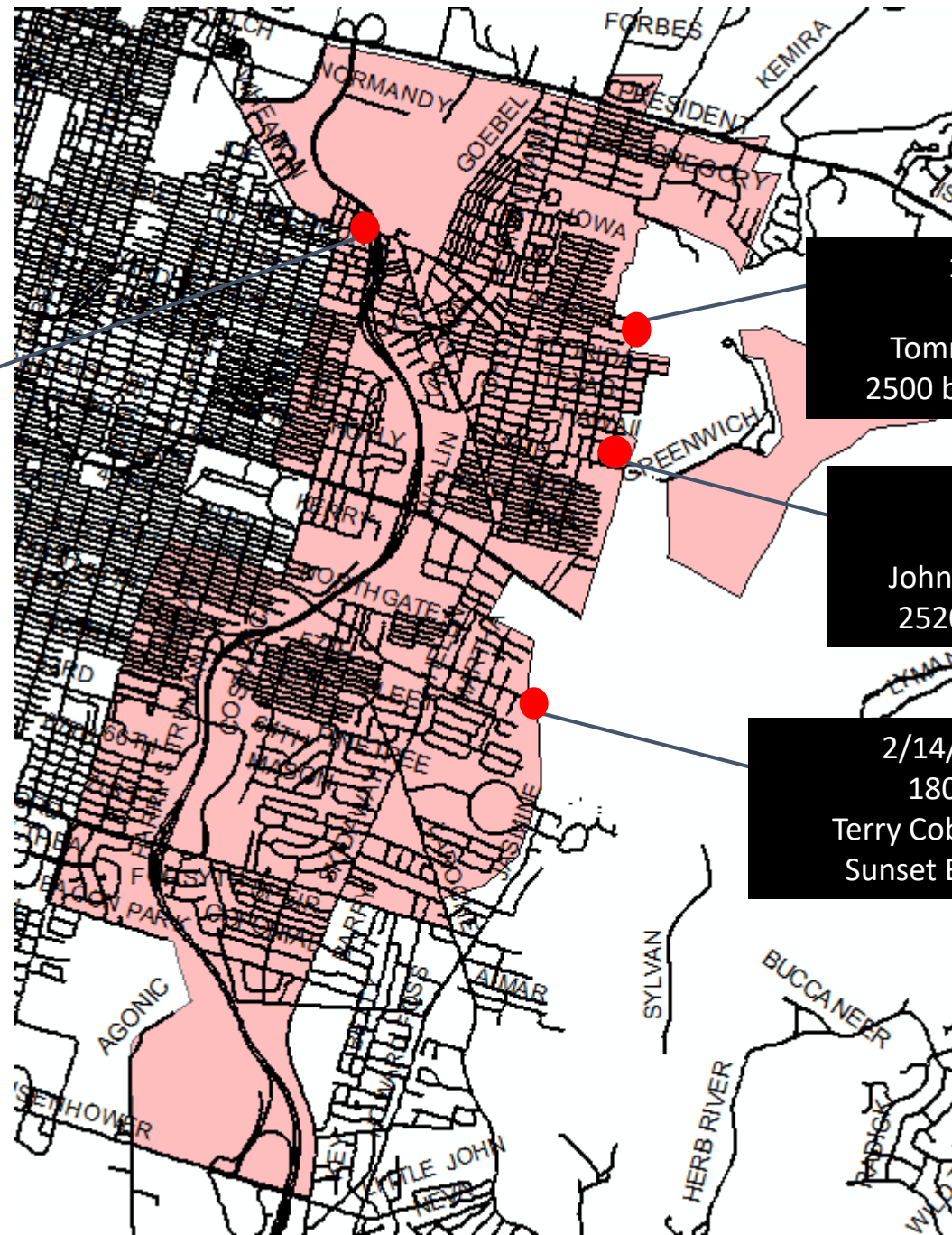
0 Vehicle Fatality

3/30/18, 22:00
180330162
Ronald Johnson, 30, B/M
Wheaton St./Truman Parkway

1/29/18, 6:54
180129022
Tommy Allen, 66, B/M
2500 bl. Of Louisiana Ave.

2/3/18, 15:13
180203075
John Cooksey Jr., 12, B/M
2520 Bonaventure Road

2/14/18, 18:26
180214122
Terry Coburn, 29, B/M
Sunset Blvd/April St.



Aldermanic District 4

1 Homicide

1 Vehicle Fatality

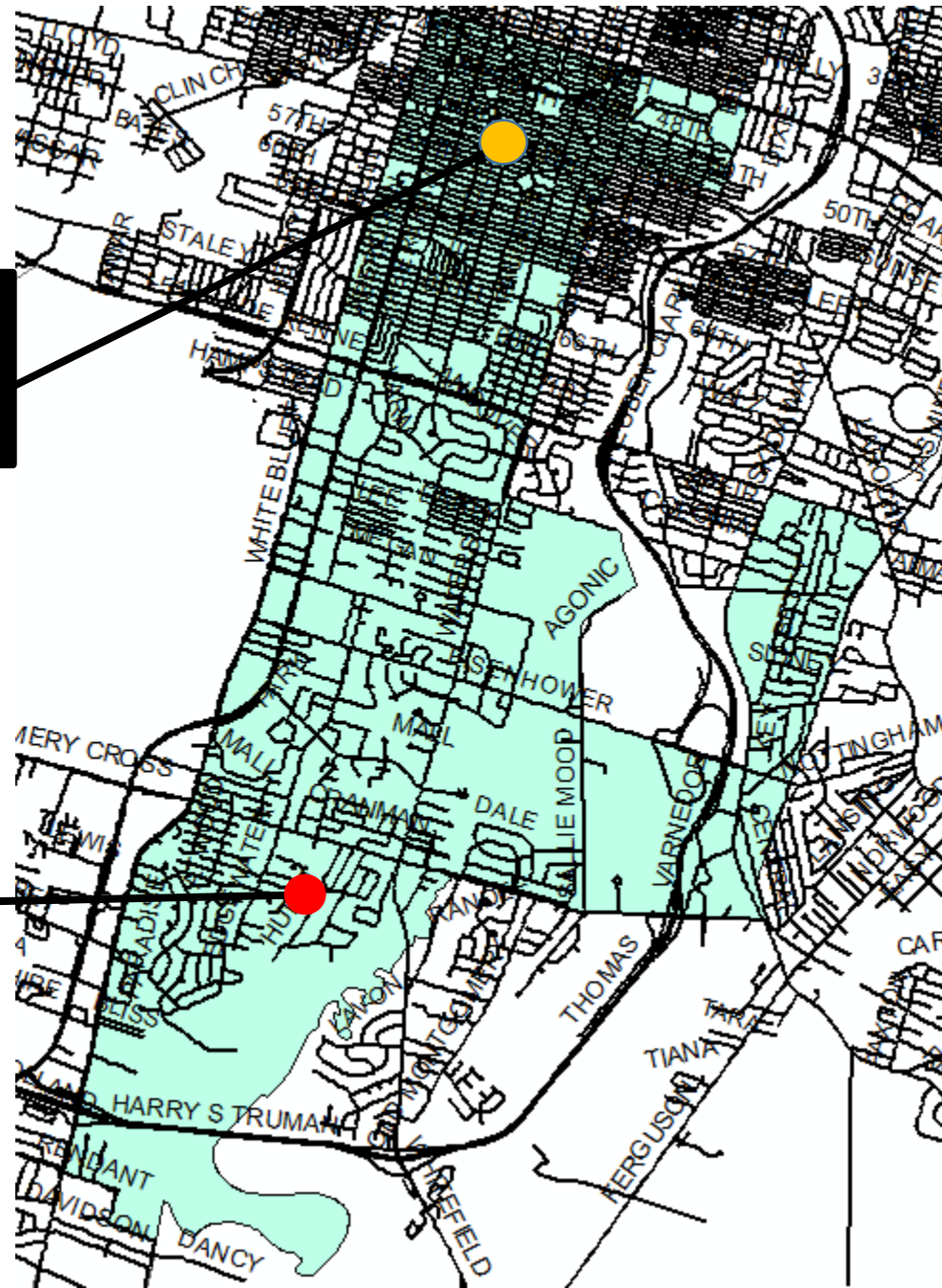
1/8/18

Maura Loosigian, 34
Pedestrian vs. Vehicle
DeRenne Ave/Reynolds St.

3/18/18, 21:27

180318177

Kevin Gilman, 33, W/M
8700 bl. Hurst Ave.



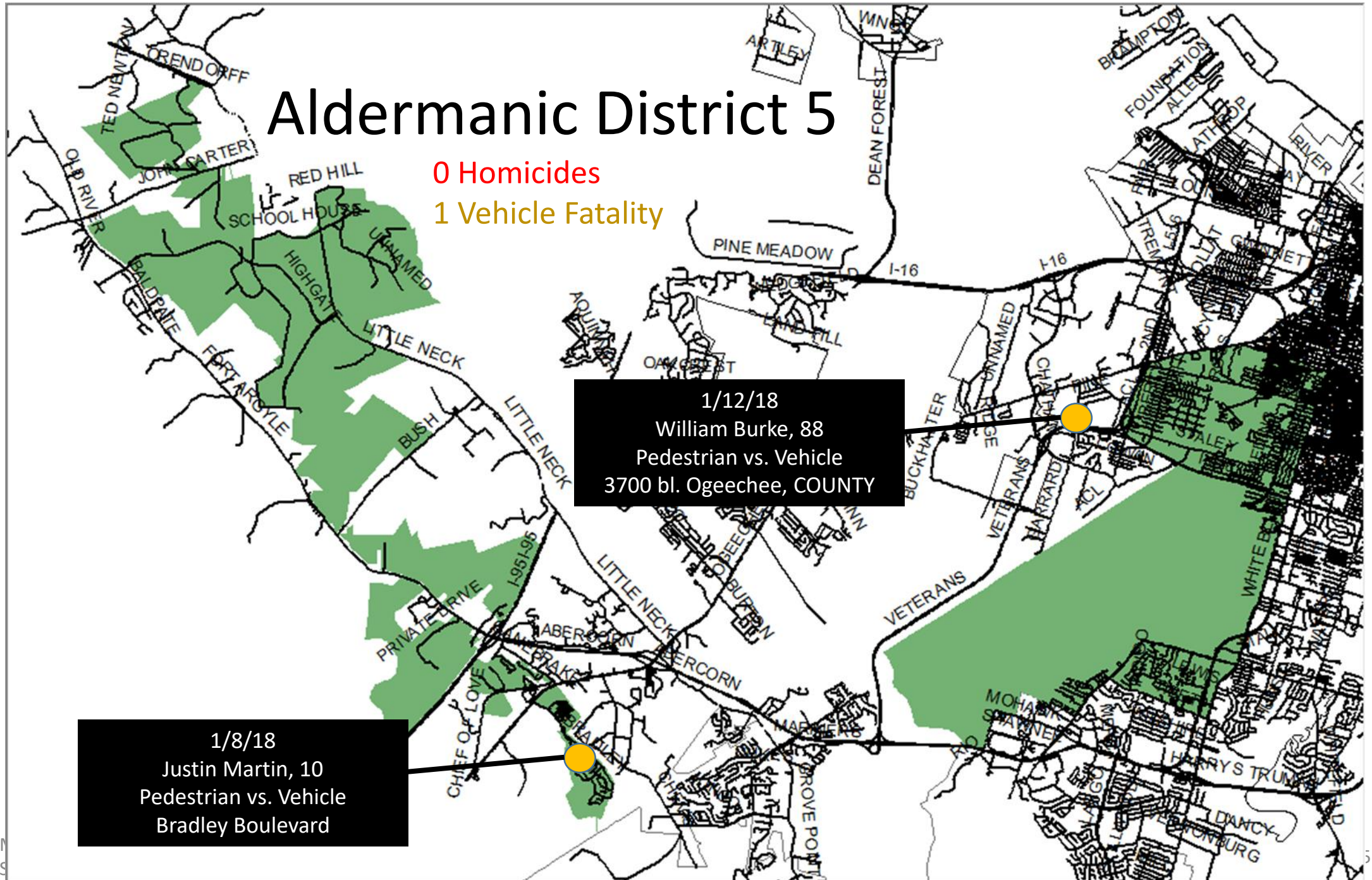
Aldermanic District 5

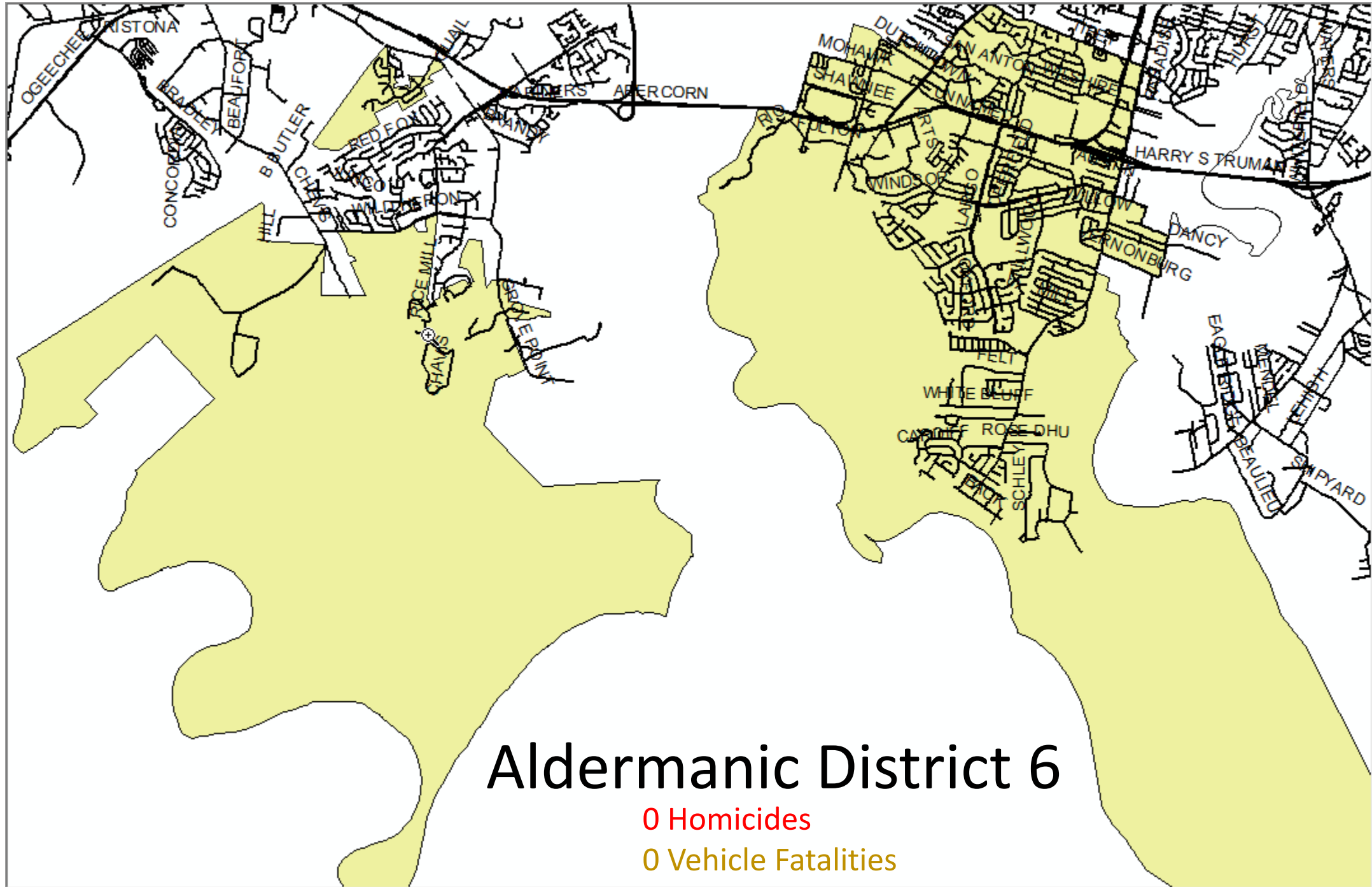
0 Homicides

1 Vehicle Fatality

1/12/18
William Burke, 88
Pedestrian vs. Vehicle
3700 bl. Ogeechee, COUNTY



1/8/18
Justin Martin, 10
Pedestrian vs. Vehicle
Bradley Boulevard





Northwest Precinct Progress – Great Dane

- Move-in began April 1
- 23 members of the Traffic Unit are now housed at Great Dane



Technology



Mark Revenew, Chief of Police
Savannah Police Department

Automatic Vehicle Location (AVL)

- Implemented during 2017
- Currently used to:
 - Provide accountability, efficiency and effectiveness
 - Officer deployment and management
 - Enhances dispatch capacity with closest unit option
 - Utilized to maintain 7 minute response time



Drones

- Primary uses;
 - Crash scene documentation
 - Search & rescue
 - Tactical operations
- Being used increasingly by public safety
- Research completed
- Funding potential from forfeited funds
- Anticipate launching program in 2018



Mobile Office Work Platform

- Allows violent crime detectives to begin reporting in the field
- Work began on first vehicle the week of April 2, 2018
- Test & evaluation on first vehicle
- Expected to be operational in second quarter of 2018



Proposed Enhancements

Records Management Systems

- Existing RMS system is 11+ years old and lacks modern features and efficiencies
- IT has been tasked with engaging consultants to provide systems assessment.

Digital Case File Management System

- Approaching the department's capability to manage and store data
- The recent malware attack has exacerbated the problem
- Currently exploring short-term options
- Gathering information to begin procurement process

Real Time Crime Center (RTCC)

- RTCC provides rapid and actionable information to field units
 - Provides background information
 - Assists in locating individuals and vehicles
 - Leverages existing technologies (next slide)
- Preliminary cost of \$1-2 million
 - Already have facility that could be repurposed
 - Would provide 16 hours of coverage a day
 - Would require command and control software for system integration & plan for increasing system capacity



Youth and Community Outreach



Mark Revenew, Chief of Police
Savannah Police Department

Youth and Community Outreach



Mark Revenew, Chief of Police
Savannah Police Department

Youth and Community Outreach

- Explorers Program
- PAL Summer Camp
- Caught Doing Good
- Juvenile Officer Program
- Pumpkin Painting with Police
- Roll Call in the Streets
- Coffee with a Cop
- National Night Out
- Reading to students
- The Law and Your Community program for parents



Recruiting and Retention



Mark Revenew, Chief of Police
Savannah Police Department

Sworn Officer Vacancies

- 536 Full Time Sworn Savannah Police
 - Added 3 officers - GOHS Heat grant
 - Added 15 officers - COPS grant
- 16 recruits are in the Academy. They will enter patrol in August 2018
- 7 applications received for week of April 1
- 7 pending resignations in the next two weeks



Sworn Officer Vacancies

4.6.18			
Sworn Description	FY 18 Authorized	Current Staffing Level	Variance
FP Police Chief	1.00	1.00	-
FP Asst Police Chief	2.00	2.00	-
FP Police Major	2.00	2.00	-
FP Police Captain	9.00	8.00	(1.00)
FP Police Lieutenant	21.00	22.00	1.00
FP Police Sergeant	67.00	67.00	-
FP Star Corporal and Below	434.00	431.00	(3.00)
FI Police Officer Trainees		18.00	
Total	536.00	551.00	15.00
Cold Case Investigators	2.25	2.25	-
Grand Total	538.25	553.25	15.00



Applications by Month

2014

Oct. 10-Nov. 9 **28**
Nov. 10-Dec. 9 **26**

2015

Dec. 10-Jan. 9 **20**
Jan. 10-Feb. 9 **32**
Feb. 10-Mar. 9 **27**
Mar. 10-Apr. 9 **75**
Apr. 10-May 9 **92**
May 10-Jun. 9 **71**
Jun. 10-July 9 **97**
July 10-Aug. 9 **122**
Aug. 10-Sep. 9 **181**
Sep. 10-Oct. 9 **151**
Oct. 10-Nov. 9 **142**
Nov. 10-Dec. 9 **104**

2016

Dec. 10-Jan. 9 **104**
Jan. 10-Feb. 9 **105**
Feb. 10-Mar. 9 **77**
Mar. 10-Apr. 9 **72**
Apr. 10-May 9 **65**
May 10 – Jun. 9 **77**
June 10-Jul. 9 **75**
July 10-Aug. 9 **76**
Aug. 10-Sept. 9 **60**
Sep. 10-Oct. 9 **49**
Oct. 10 – Nov. 9 **52**
Nov. 10—Dec. 9 **61**

2017

Dec. 10-Jan. 9 **48**
Jan. 10-Feb. 9 **67**
Feb. 10-Mar. 9 **57**
Mar. 10 -Apr. 9 **62**
Apr. 10-May 9 **62**
May 10 –Jun. 9 **46**
Jun 10 –Jul. 9 **50**
July 10 – Aug. 9 **64**
Aug. 10- Sept. 9 **63**
Sep. 10-Oct. 9 **55**
Oct. 10 – Nov. 9 **66**
Nov. 10 –Dec. 9 **32**

2018

Dec. 10—Jan. 9 **55**
Jan 10—Feb. 9 **57**
Feb. 10 – Mar. 9 **41**
Mar. 10 – Apr. 9 **42**



Recruiting Website

Week of:	01/01	1/08	1/15	1/22	1/29	2/04	2/11	2/18	2/25	03/04	03/11	03/18	03/25	04/01	04/08
Join SPD:	569	700	711	672	679	408	209	187	150	150	191	193	195	190	133
App. Info:	21	26	52	55	31	42	50	30	31	34	48	23	34	24	28
Pay/Benefits:	58	66	69	103	109	107	119	95	79	66	85	78	100	65	66

