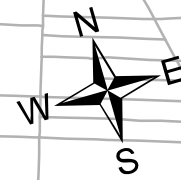
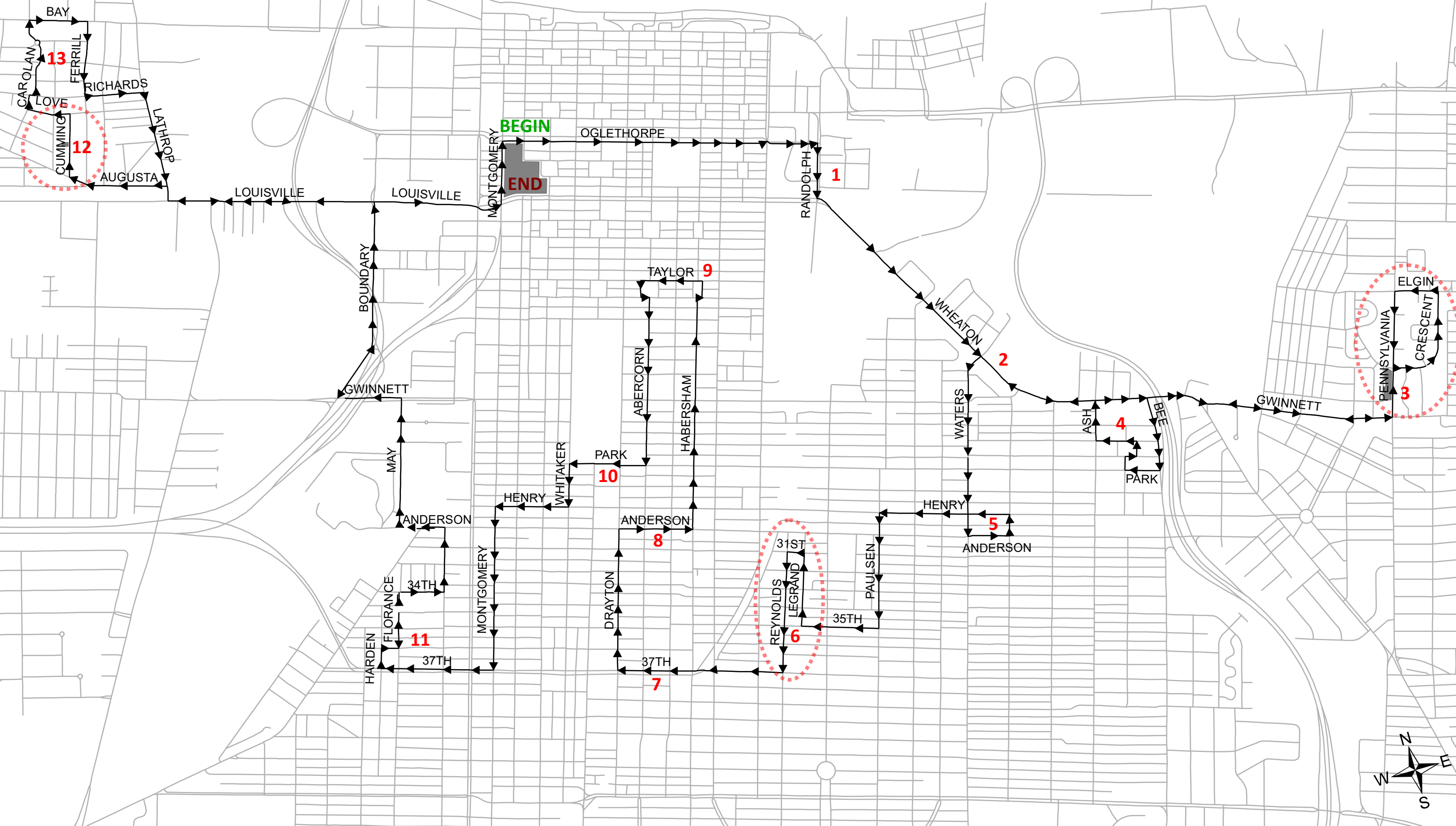


City Council Mobile Housing Workshop





Map 1 -- Booklet Page 22

View at Oglethorpe I & II
280 Randolph Street
172 Apartments
1 to 4 Bedrooms
\$516 to \$1039 Rents
70 HAP Subsidized Rents
9% Tax Credit Funding
\$33M Development Cost
\$ 0 City/CHSA Investment
\$33M Leveraged Investment
\$6.2M City Infrastructure



Map 5 -- Booklet Page 26

Romana Riley Lofts
1108 E Anderson Street
57 Apartments (Senior)
1 and 2 Bedrooms
\$510 to \$850 Rents
9% Tax Credit Funding
\$12M Development Cost
\$ 0 City/CHSA Investment
\$12M Leveraged Investment



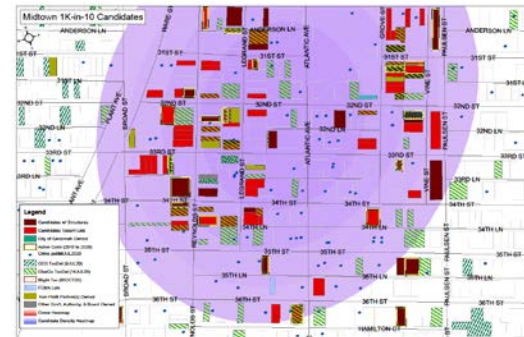
Map 9 -- Booklet Page 29

Rose of Sharon
322 Taylor Street
206 Apartments (Senior)
Efficiency and 1 Bedroom
\$720 to \$928 Rents
4% Tax Credits/Bonds
\$12.6M Development Cost
\$ 0 City/CHSA Investment
\$12.6M Leveraged Investment



Map 2 -- Booklet Page 23

Live Oak Landings I & II
2010 Wheaton Street
124 Apartments (Senior)
1 to 3 Bedrooms
\$511 to \$850 Rents
9% Tax Credit Funding
\$23.6M Development Cost
\$ 0 City/CHSA Investment
\$23.6M Leveraged Investment



Map 6 -- Booklet Pages 33-42

1K-in-10 Initiative Update
Midtown Example



Map 10 - Booklet Page 30

Telfair Arms
17 East Park Avenue
52 Apartments (Senior)
Efficiency to 2 Bedrooms
\$540 to \$1,695 Rents
45 HAP Subsidized Rents
9% Tax Credit Funding
\$9.7M Development Cost
\$ 0 City/CHSA Investment
\$9.7M Leveraged Investment



Map 3 -- Booklet Page 24

Savannah Gardens I though VI
515 Pennsylvania Avenue
524 Apartments (40 Senior)
1 to 4 Bedrooms
\$271 to \$1,007 Rents
9% Tax Credits/HUD 202
\$74.8M Development Cost
\$ 2.0M City/CHSA Investment
\$72.8M Leveraged Investment
\$13.7M City Infrastructure



Map 7 -- Booklet Page 27

Sister's Court
222 East 37th Street
77 Apartments (Senior)
1 and 2 Bedrooms
\$354 to \$884 Rents
9% Tax Credit Funding
\$13.6M Development Cost
\$ 0 City/CHSA Investment
\$13.6M Leveraged Investment




Map 11 - Booklet Page 31

Heritage Place
644 West 36th Street
88 Apartments
1 to 3 Bedrooms
\$557 to \$1,020 Rents
9% Tax Credit Funding
\$8.8M Development Cost
\$537K City/CHSA Investment
\$8.26M Leveraged Investment




Map 4 -- Booklet Page 25

Ashley Midtown/Veranda
1518 East Park Ave
306 Apartments (100 Senior)
2 and 3 Bedrooms
\$531 to \$1,403 Rents
156 HAP Subsidized Rents
HOPE6/9% Tax Credit Funding
\$41.6M Development Cost
\$ 0 City/CHSA Investment
\$41.6M Leveraged Investment
\$1.93M City Infrastructure



Map 8 -- Booklet Page 28

SNAP I, II & III
Victorian / Dixon Park
E Anderson Street Example
232 Apartments
Efficiency to 4 Bedrooms
\$1,055 to \$1,800 Rents
232 HAP Subsidized Rents
4% Tax Credits/HAS Bonds
\$68.6M Development Cost
\$ 0 City/CHSA Investment
\$68.6M Leveraged Investment



Map 12 -- Cumming Street Revitalization

Map 13 - Booklet Page 32

Sustainable Fellwood I, II & III
1325 Exley Street
320 Apartments
1 to 3 Bedrooms
\$318 to \$995 Rents
9% Tax Credit Funding
\$32M Development Cost
\$ 0 City/CHSA Investment
\$32M Leveraged Investment
\$3.65M City Infrastructure