



FY18 PROPOSED BUDGET

City Council Budget Workshop #5

December 12, 2017

Melissa Carter, Chief Budget Officer



Purpose

- ① Review changes from December 7th Workshop
- ② Provide overview of City-Wide Financials
- ③ Obtain feedback and direction.



Proposed Budget Overview



9 days to Adopt a Budget



<u>DATE</u>	<u>TIME</u>	<u>ACTIVITY</u>
11/21/17	10:00 AM	Budget Workshop #1 - Preliminary Budget
11/31 - 12/1/17	2 workdays	Budget Workshop #2 and #3 - SMN Building
12/7/17	10:00 AM	City Council Budget Workshop #4 - Proposed Budget
12/7/17	2:00 PM	First Budget Public Hearing
12/12/17	3:00 PM	City Council Budget Workshop #5
12/21/17	10:00 AM	City Council Budget Workshop #6
12/21/17	2:00 PM	Second Budget Public Hearing
12/21/17	2:00 PM	FY18 Budget Adoption
01/01/17	00:01 AM	New Budget Begins



FY18 Proposed Spending Plan

TOTAL CITY BUDGET: \$408,035,141

Operating Budget
\$408,035,141

General Fund
\$182,246,578

All Other Funds
\$225,788,563

Capital Budget
\$64,190,840

General Fund
\$6,348,840

All Other
\$57,842,000



SAVANNAH **FORWARD**
help shape your city

- Restructuring
- Parking Matters Study
- Arena Development District
- Savannah Police Department
- Fire Fee



Proposed Budget General Fund Overview



By the Numbers

FY18 Preliminary Total Budget:

\$376,366,969

FY18 Preliminary General Fund Budget:

\$187,215,647

FY18 **Proposed** Total Budget:

\$408,035,141

FY18 **Proposed** General Fund Budget:

\$182,246,578




General Fund Expense by Service Center

Service Center	FY18 Preliminary	FY18 Proposed
Governance	\$2,212,283	\$ 2,212,283
Strategic Services	\$3,597,383	\$ 3,597,333
Municipal Operations	\$17,850,775	\$ 17,850,651
Infrastructure and Development	\$33,553,404	\$ 35,795,429
Community Services	\$15,510,344	\$ 15,508,824
Public Safety	\$87,603,597	\$ 74,286,811
Fire Rescue (Moves to Fire Rescue Fund in FY18)	\$30,757,696	\$193,299
Police Department	\$56,845,901	\$58,070,771
Transfer to Fire Fund	\$-	\$16,022,741
Non-Departmental	\$26,887,861	\$ 32,995,247
Transfer to CIP	\$3,927,000	\$7,168,840
Services to Other Funds	\$5,572,912	\$5,572,912
Transfers to Other Funds	\$10,098,200	\$7,812,835
All Other (Contributions, Etc.)	\$7,289,749	\$12,440,660
Total Expenditures	\$187,215,647	\$182,246,578



Are we
there yet?



FY18 Assumptions as of 12/12/17

Fire Fee-70% Recovery	\$20,442,000
1 Mill Property Tax Decrease (11.48)	-\$5,037,669
Revenue Increases	\$241,100
Expenditure Decreases	-\$1,010,501
Proposed GF Available Revenue	\$14,634,930
Recommended Restorations	\$7,914,207
Recommended Strategic Enhancements	\$6,720,723
Proposed GF Expenditures	\$14,634,930

PLAN 3



Proposed Budget Changes - Enhancements



Enhancement Item	Amount
Public Safety – Berkshire Recommendation (12 Officers)	\$918,272
Public Safety – RMS/CAD Systems Analyst	\$79,724
Public Safety – Police Captain - Office of Professional Standards	\$96,437
Public Safety – Cold Case Unit	\$141,437
Public Safety – Addition of 10 Police Officers and Transportation to Provide Parking Garage Security (to be paid by Parking Fund)	\$-
Public Safety – Fire EMT Training (General Fund)	\$183,200
Public Safety – Extra Year Payment of Police Car Additions	\$663,375
Infrastructure – Mowing Contract Increase	\$1,000,000
Infrastructure – Tree and Stump Removal/Tree Pruning Contract Increase	\$600,000
Infrastructure – Pavement Condition Assessment	\$34,290
Infrastructure – Facilities Management Software	\$50,000



Proposed Budget Changes - Enhancements




Enhancement Item	Amount
Neighborhood Revitalization – Waters Avenue Streetscape (CIP)	\$500,000
Neighborhood Revitalization – Savannah Shines (CIP)	\$1,281,840
Neighborhood Revitalization – Code Compliance Software Upgrade	\$453,068
Neighborhood Revitalization – Extended Community Center Hours – 2 Locations (8pm – 12am)	\$319,080
Economic Strength/Poverty Reduction – Fire Fee Voucher Program	\$400,000
Economic Strength/Poverty Reduction – Savannah Renaissance Project	\$0
TOTAL ENHANCEMENTS	\$7,914,207



Proposed Budget Changes - Restorations



Restoration Item	Amount
Public Safety – Fire Service Reductions (Reduced to elimination of 18 vacant positions, hold on fire boat and one engine company)	\$1,922,844
Infrastructure – Grass Cutting Contract	\$500,000
Infrastructure – Stump Removal Contract	\$200,000
Infrastructure – Pump Station Rehab (CIP)	\$500,000
Economic Strength/Poverty Reduction – Community Partnerships Program	\$643,177
Neighborhood Revitalization – Cultural Contributions Program	\$680,400
Neighborhood Revitalization – Special Events, Sponsorships, and Community Celebrations	\$210,000
Neighborhood Revitalization – Joe Tribble Park (CIP)	\$410,000
Good Government – Budget & Performance Tracking Software (CIP)	\$700,000
Good Government - 2% General Wage Increase	\$1,649,199
Good Government – Partial Restoration of Operational Contingency	\$498,584
TOTAL RESTORATIONS	\$7,914,207



Left on the Table– Reductions Still in Place



Reduction Item	Amount
Public Safety – Reduce Police Recruiting-Digital Advertising	-\$150,000
Public Safety – Delete Vacant Positions – 2 Officers	-\$157,033
Infrastructure – Liberty at Bull Signal Installation (CIP)	-\$250,000
Good Government – Impose Hiring Freeze (2.25% Vacancy Rate)	-\$1,855,348
Partially Restored Reductions	
Public Safety – Fire Rescue Reductions	-\$1,177,156
Good Government – General Wage Increase restored at 2%	-\$648,802
Good Government – Reduce Operational Contingency	-\$825,191
TOTAL UNRESTORED SERVICES	\$5,063,530



Left on the Table- Enhancements Not Funded



Reduction Item	Amount
Public Safety – EMS Business Plan	\$190,000
Public Safety – Latent Fingerprint Examiner	\$62,381
Public Safety – Shotspotter Task Force	\$520,273
Public Safety – Domestic Violence Task Force	\$382,997
Public Safety – Planning and Technology Unit	\$205,900
Public Safety – Strategic Investigative Unit	\$81,217
Unfunded Public Safety Enhancements	\$1,442,768
Infrastructure – Plumber	\$92,896
Infrastructure – Electrician	\$88,739
Infrastructure – Traffic Flow Conversion Study	\$150,000
Infrastructure – Traffic Engineering Permit Coordinator	\$66,096
Infrastructure – Traffic Engineering Signal Supervisor	\$62,522
Infrastructure – Median Maintenance Contract Increase (Victory Drive)	\$47,500
Unfunded Infrastructure Enhancements	\$507,753



Left on the Table- Enhancements Not Funded



Reduction Item	Amount
Neighborhood Revitalization – Establish Clean Team	\$704,432
Neighborhood Revitalization – Increase School Break Camps	\$55,010
Neighborhood Revitalization – Increase Contribution to Savannah Affordable Housing Fund	\$75,000
Unfunded Neighborhood Revitalization Enhancements	\$834,442
Economic Strength and Poverty Reduction – Competitive Positioning and Target Industry Study	\$50,000
Unfunded Economic Strength and Poverty Reduction Enhancements	\$50,000
Good Government – 311 Action Center Customer Service Enhancements	\$84,520
Good Government – Performance and Innovation Officer	\$116,217
Good Government – Achieve AAA Bond Status by adding 30% of new revenues to reserves annually	\$1,526,830
Unfunded Good Government Enhancements	\$1,727,567
TOTAL UNFUNDED ENHANCEMENTS	\$4,562,530



Proposed Budget

Fire Rescue Fund Overview



Proposed Budget - Fire Rescue Fund



- **Covers 70% of Fire Rescue Budget**
 - Houses Fire Administration and Operations Divisions
- **Establishes Fire Assessment Rate of \$256 per Single-Family Residence**
 - Discounts available for all property types
 - Non-Single Family capped at 83,500 sq. ft.
 - Initial Bill - September 2018 (included on Property Tax bill)
 - Calculated based on Risk Factor



FY18 Proposed Budget - Fire Rescue Fund

REVENUES	\$36,637,241
Fire Fees Collected (Service Fee and Contracts)	\$20,598,500
Inspection and Development Fees	\$ 16,000
Contribution from General Fund	\$16,022,741
EXPENDITURES	\$36,637,241
Personnel	\$24,835,331
Contractual	\$ 696,580
Commodities	\$ 821,013
Internal Services	\$ 2,279,030
Capital Outlay	\$ 16,000
Contribution to CIP	\$ 150,000
Other	\$ 3,839,287
Fire Fee Stabilization Reserve	\$ 4,000,000



Proposed Budget Capital Improvement Plan



2018-2022 Capital Improvement Plan

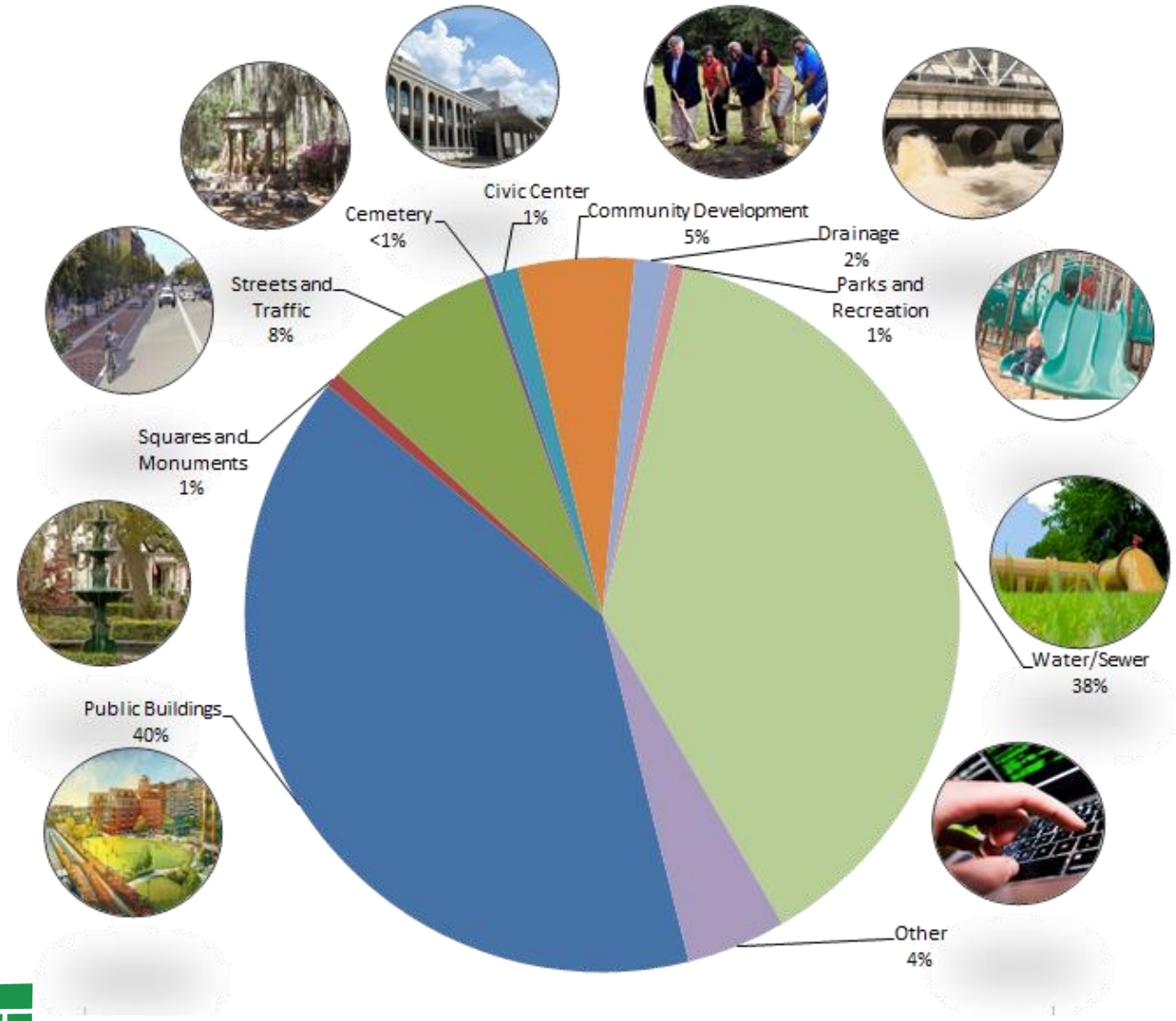
Why is the capital plan budget so important? It enables the city to continue building and maintaining a more efficient infrastructure system for the residents while meeting the demands of current and future growth.

Funding Source	2018	2019	2020	2021	2022	5-Year Total
General Fund	\$ 6,348,840	\$ 6,189,000	\$ 5,690,000	\$ 6,050,800	\$ 7,235,800	\$ 31,514,440
40% Cemetery Fund	170,000	170,000	150,000	150,000	160,000	800,000
Preservation Fee	650,000	645,000	665,000	625,000	500,000	3,085,000
Civic Center Fund	845,000	557,000	1,350,000	1,800,000	1,400,000	5,952,000
Bonds	28,000,000	0	0	0	0	28,000,000
Fire Rescue Fund	150,000	0	150,000	0	250,000	550,000
Parking Fund	3,690,000	550,000	350,000	350,000	350,000	5,290,000
Sewer Fund	13,556,000	17,056,000	16,681,000	14,708,000	10,455,500	72,456,500
Water Fund	10,781,000	7,061,000	8,093,000	5,345,000	4,124,000	35,404,000
Total All Funding Source	\$ 64,190,840	\$ 32,228,000	\$ 33,129,000	\$ 29,028,800	\$ 24,475,300	\$183,051,940

Improvement Category	2018	2019	2020	2021	2022	5-Year Total
Cemetery	\$ 170,000	\$ 170,000	\$ 150,000	\$ 150,000	\$ 160,000	\$ 800,000
Civic Center	845,000	557,000	1,350,000	1,800,000	1,400,000	5,952,000
Community Development	3,366,840	0	500,000	0	0	3,866,840
Drainage	1,000,000	950,000	1,150,000	500,000	525,000	4,125,000
Park and Recreation	435,000	25,000	200,000	326,000	75,000	1,061,000
Public Buildings	25,655,000	500,000	850,000	300,000	4,550,000	31,855,000
Sewer	13,556,000	17,056,000	16,681,000	14,708,000	10,455,500	72,456,500
Squares and Monuments	450,000	595,000	645,000	605,000	500,000	2,795,000
Streets	3,337,000	730,000	1,565,000	1,150,000	1,330,000	8,112,000
Traffic	1,700,000	950,000	1,250,000	3,544,800	655,800	8,100,600
Water	10,781,000	7,061,000	8,093,000	5,345,000	4,124,000	35,404,000
Other	2,895,000	3,634,000	695,000	600,000	700,000	8,524,000
Total by Improvement Category	\$ 64,190,840	\$ 32,228,000	\$ 33,129,000	\$ 29,028,800	\$ 24,475,300	\$183,051,940



FY18 CIP Overview



\$64,190,840
98 Projects

- GF Increase of 914%
- Overall Increase of 8%
- Includes SAVANNAH FORWARD Priorities
- Sustainable Plan



General Fund Capital Five-Year Investment Plan

5-Year Capital Budget
\$183,051,940

General Fund
\$35,399,440

All Other
\$147,652,500

- ❖ 2018 - \$3,000,000
- ❖ 2019 - \$7,299,000
- ❖ 2020 - \$6,340,000
- ❖ 2021 - \$6,050,800
- ❖ 2022 - \$7,485,800



2018 Investment Highlights:

- Savannah Shines Program
- Electronic Timekeeping
- Infrastructure Improvements
 - Bridge repair
 - Intersections
 - Sidewalks
 - Technology and Equipment

FY18 CIP Overview - General Fund

Project Name	Improvement Category	FY18 Preliminary Budget
Savannah Shines Project	Community Development	\$ 1,681,840
Waters Avenue Streetscape	Community Development	\$ 500,000
Storm Sewer Rehabilitation	Drainage Improvements	\$ 500,000
Stormwater Pump Station Controls	Drainage Improvements	\$ 500,000
Electronic Timekeeping Phase I	Other Improvements	\$ 300,000
Budget and Performance Software	Other Improvements	\$ 700,000
Public Communications Equipment Upgrades	Other Improvements	\$ 45,000
Playground Equipment Reserve	Park and Recreation Improvements	\$ 25,000
Bridge Maintenance	Streets Improvements	\$ 117,000
LMIG Resurfacing	Streets Improvements	\$ 480,000
Repair/Install Curbs	Streets Improvements	\$ 150,000
Sidewalk Repairs	Streets Improvements	\$ 240,000
Joe Tribble Park	Park and Recreation Improvements	\$ 410,000
Benton Blvd @ Spring Lakes	Traffic Improvements	\$ 700,000
Intersection Improvements		
Total General Fund		\$ 6,348,840



FY18 CIP Overview - General Fund Highlights




Savannah Shines FY18 Budget - \$1,681,840

- Sidewalk Installation
- Aesthetic Lighting
- Neighborhood Park
- Rotating Program

Waters Avenue Streetscape FY18 Budget - \$500,000

- Will be combined with existing funding to begin Phase II construction



FY18 CIP Overview - General Fund Highlights



Joe Tribble Park – Phase II FY18 Budget - \$410,000

- Playground
- Shelter
- Parking
- Additional Amenities


Software Upgrades FY18 Budget - \$1,000,000

- Electronic Timekeeping-Phase I
 - Increased efficiency
 - Reduction in FLSA settlements
- Budget and Performance Software
 - Online Performance Dashboard
 - Ability to Budget by Activity and by Strategic Goal



FY18 CIP Overview - Cemetery Fee

Project Name	Improvement Category	FY18 Preliminary Budget
Cemetery Monument Conservation	Cemetery Improvements	\$ 60,000
Colonial Cemetery Lighting	Cemetery Improvements	\$ 20,000
Cemetery Master Plan	Cemetery Improvements	\$ 50,000
Cemetery Kiosk System	Cemetery Improvements	\$ 30,000
Laurel Grove South Old Sections Survey	Cemetery Improvements	\$ 10,000
Total Cemetery (General Fund)		\$ 170,000




FY18 CIP Overview - Preservation Fee

Project Name	Improvement Category	FY18 Preliminary Budget
Entranceway and Median Improvements	Squares and Monuments	\$ 75,000
Factors Walk Wall Stabilization	Squares and Monuments	\$ 50,000
Fountain Conservation	Squares and Monuments	\$ 80,000
Monument Conservation	Squares and Monuments	\$ 75,000
Park, Square, Median and Irrigation Improvements	Squares and Monuments	\$ 25,000
Public Monument Lighting	Squares and Monuments	\$ 25,000
River Street Ramps Reconstruction	Squares and Monuments	\$ 200,000
Square Lighting Upgrades	Squares and Monuments	\$ 25,000
Square Renovation	Squares and Monuments	\$ 75,000
Square Walkway Repairs	Squares and Monuments	\$ 20,000
Total Preservation Fee (General Fund)		\$ 650,000



FY18 CIP Overview - Civic Center Fund

Project Name	Improvement Category	FY18 Preliminary Budget
Arena Air Handler Replacement	Civic Center Improvements	\$ 425,625
Ballroom Renovations	Civic Center Improvements	\$ 245,000
Theatre House Light Replacement	Civic Center Improvements	\$ 174,375
Total Civic Center Fund		\$ 845,000



FY18 CIP Overview - Anticipated Bonds

Project Name	Improvement Category	FY18 Preliminary Budget
Savannah River Landing Parking Garage	Public Buildings Improvements	\$ 24,000,000
Downtown Streetscape Improvements (Broughton, Bay, & River St)	Streets Improvements	\$ 2,000,000
Montgomery Street @ Oglethorpe Intersection Improvements	Traffic Improvements	\$ 1,000,000
Fire Apparatus	Other Improvements	\$ 1,000,000
Total Bond		\$ 28,000,000



SCAC MONTGOMERY STREET ENTRANCE NIGHT
August 19, 2015

Gunn
Meyerhoff
Shay
© 2015 Gunn Meyerhoff Shay Architects, PA
All Rights Reserved
Contact: Patrick Shay @ 912.232.1101



FY18 CIP Overview - Fire Rescue Fund

Project Name	Improvement Category	FY18 Preliminary Budget
Fire Building Capital Maintenance	Public Buildings Improvements	\$ 150,000
Total Fire Rescue Fund		\$ 150,000



FY18 CIP Overview - Parking Fund

Project Name	Improvement Category	FY18 Preliminary Budget
Public Transportation Circulator	Community Development	\$ 900,000
Track & Infrastructure Work	Community Development	\$ 285,000
Gate Equipment & Software	Other Improvements	\$ 350,000
Recreational Dock Repairs	Other Improvements	\$ 150,000
Riverwalk Dock Repairs	Other Improvements	\$ 150,000
Visitor Center Parking lot	Other Improvements	\$ 150,000
Visitor Wayfinding Signage	Other Improvements	\$ 50,000
Barr Street Parking Lot	Public Buildings Improvements	\$ 125,000
Bryan Street Garage Renovation	Public Buildings Improvements	\$ 300,000
Garage CCTV Upgrade	Public Buildings Improvements	\$ 200,000
Parking Garages Repair and Restoration	Public Buildings Improvements	\$ 700,000
Wiring & Lighting Garage Improvements	Public Buildings Improvements	\$ 180,000
Liberty Wheaton Bike Lane Project	Street Improvements	\$ 150,000
Total Parking Fund		\$ 3,690,000



FY18 CIP Overview - Water Fund



Project Name	Improvement Category	FY18 Preliminary Budget
16" Water Line Extension along West River St.	Water Improvements	\$ 250,000
48" Waterline Replacement	Water Improvements	\$ 2,500,000
Crossroads Booster Upgrade	Water Improvements	\$ 500,000
Dean Forest 24" to New Hampstead	Water Improvements	\$ 250,000
Dean Forest 24" to SPA	Water Improvements	\$ 250,000
Developer Oversizing	Water Improvements	\$ 200,000
East Savannah Water Line Replacement Phase 1	Water Improvements	\$ 1,500,000
Expand I&D Phase II	Water Improvements	\$ 500,000
Extensions to Unserved Areas	Water Improvements	\$ 200,000
Fire Hydrant Replacement Program	Water Improvements	\$ 100,000
Groundwater Reductions	Water Improvements	\$ 1,000,000
Hydro-Pneumatic Tank Replacements	Water Improvements	\$ 50,000
Large Tract Infrastructure	Water Improvements	\$ 400,000
Large Tract Water Supply	Water Improvements	\$ 500,000
Megasite-New Hampstead 24"W	Water Improvements	\$ 500,000
Misc. Water Line Improvements	Water Improvements	\$ 755,000
SCADA Upgrade	Water Improvements	\$ 39,000
Sludge Pond Dredging	Water Improvements	\$ 400,000
Storage Tank Repainting	Water Improvements	\$ 50,000
Valve Replacement Program	Water Improvements	\$ 85,000
Water Share of I&D VFD Upgrade	Water Improvements	\$ 500,000
Water Share of Paving	Water Improvements	\$ 102,000
Well Electrical PM	Water Improvements	\$ 50,000
Well Preventive Maintenance	Water Improvements	\$ 100,000
Total Water Fund		\$ 10,781,000



FY18 CIP Overview - Sewer Fund



Project Name	Improvement Category	FY18 Preliminary Budget
204 Sewer Extensions	Sewer Improvements	\$ 200,000
Bacon Park Reuse Water System	Sewer Improvements	\$ 500,000
Crossroads WQCP Expansion & Force Main Design	Sewer Improvements	\$ 1,000,000
Developer Oversizing	Sewer Improvements	\$ 125,000
Extension of Sewer Lines	Sewer Improvements	\$ 130,000
Force Main Pigs	Sewer Improvements	\$ 250,000
Georgetown Nutrient Removal	Sewer Improvements	\$ 500,000
Large Tract Infrastructure	Sewer Improvements	\$ 100,000
Lift Station Monitoring	Sewer Improvements	\$ 100,000
Lift Station Rehab	Sewer Improvements	\$ 1,500,000
President Street Generator Upgrade	Sewer Improvements	\$ 500,000
President Street TMDL Improvements	Sewer Improvements	\$ 1,250,000
SCADA Upgrade	Sewer Improvements	\$ 31,000
Sewer Line Rehab	Sewer Improvements	\$ 2,250,000
Sewer Share of Paving	Sewer Improvements	\$ 90,000
Storm Water Separation	Sewer Improvements	\$ 130,000
Treatment Plant Capital Improvements	Sewer Improvements	\$ 500,000
Treatment Plant Capital Maintenance	Sewer Improvements	\$ 350,000
Treatment Plant Expansion - Sinking Fund	Sewer Improvements	\$ 400,000
Turblex Blower Replacement	Sewer Improvements	\$ 500,000
UV Disinfection	Sewer Improvements	\$ 1,000,000
VFD	Sewer Improvements	\$ 150,000
Wilshire EQ Pond Dredging	Sewer Improvements	\$ 1,500,000
Wilshire Nutrient Removal	Sewer Improvements	\$ 500,000
Total Sewer Fund		\$ 13,556,000



Community Investments





Mobility and Parking Fund 2018 Proposed Budget



Investment in Personnel

- Expansion of enforcement times and areas
 - Meter zones
 - 60 new digital meters have now been installed replacing approximately 500 single head meters (north of Liberty)
 - Combined with the 80 already in service = 140 digital meters
 - North of Liberty will be substantially done by December 31.
 - Residential zones
 - Washington – Warren Square area to be first test area before the end of the year
 - Increased emphasis on weekend/night enforcement

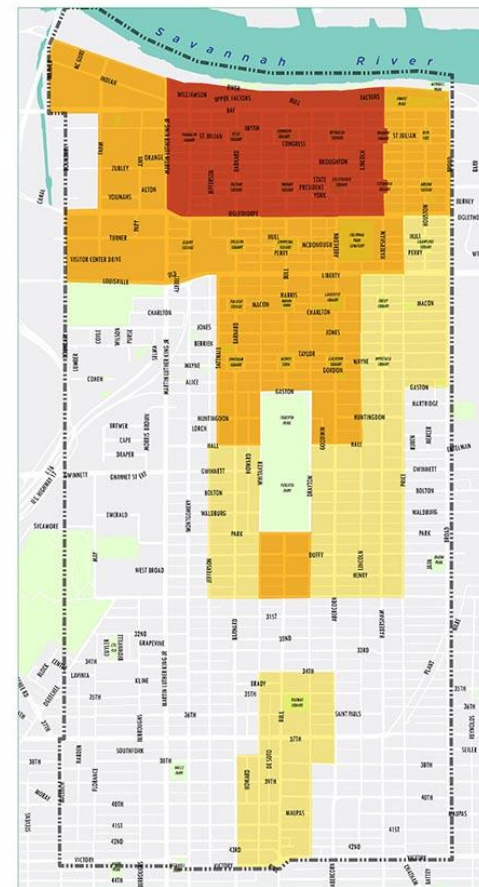


Figure 2.2 Recommended pricing zones for on-street parking

- Zone 1**
Maximum Price: \$2/hour
Time Limits: None
- Zone 2**
Maximum Price: \$1/hour
Time Limits: None
- Zone 3**
No price on parking spaces
Time Limits: From 2 to 4 hours



Investment in Security 2018

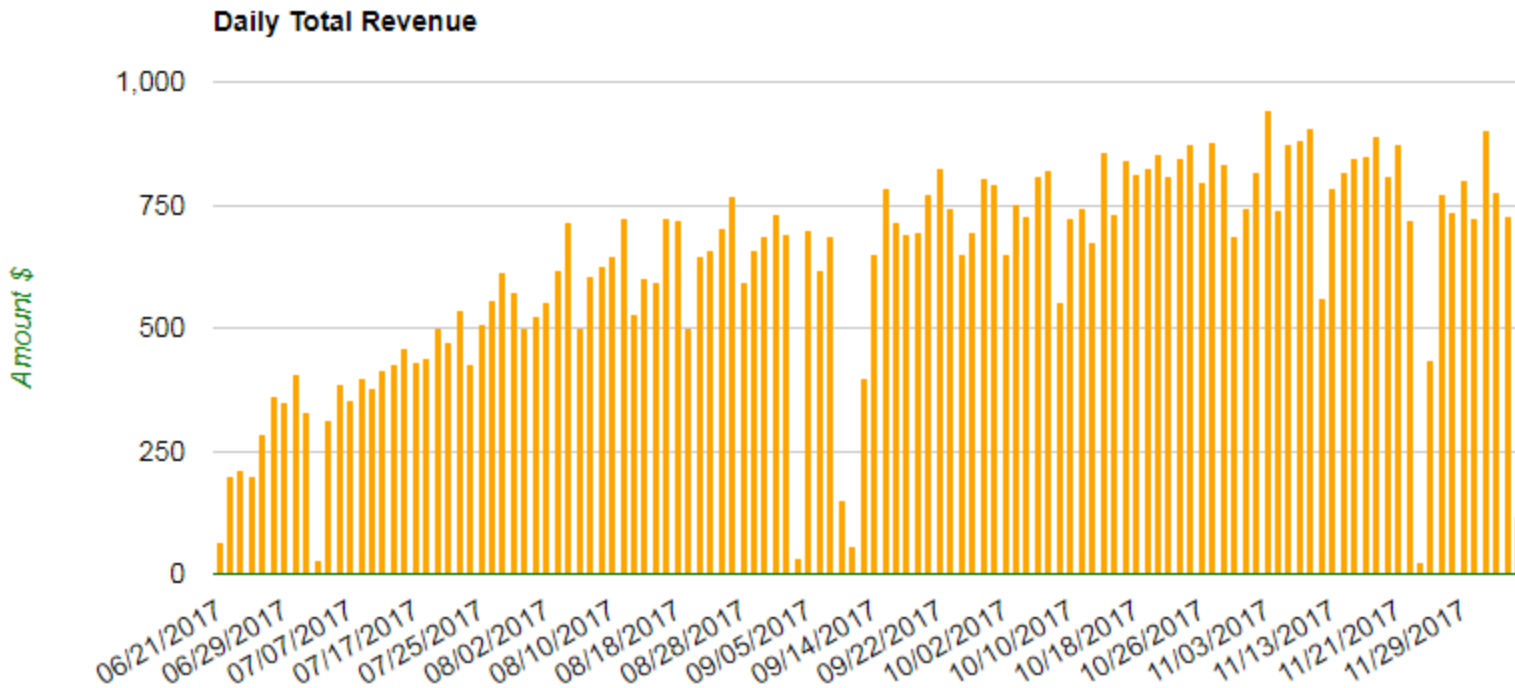
- 10 Savannah Police officers assigned to garages and immediate area
- Installation of new camera system in garages and lots
- Installation of LED lights in garages (Robinson completed)
 - 6 year payback





Investment in Technology

Parking App Usage since June 21





Investment in Technology



- Garage Wayfinding
 - Request for Proposal (RFP) is done
 - New garage access systems
- Online Permitting
 - Residential / Commercial



Investment in Transit

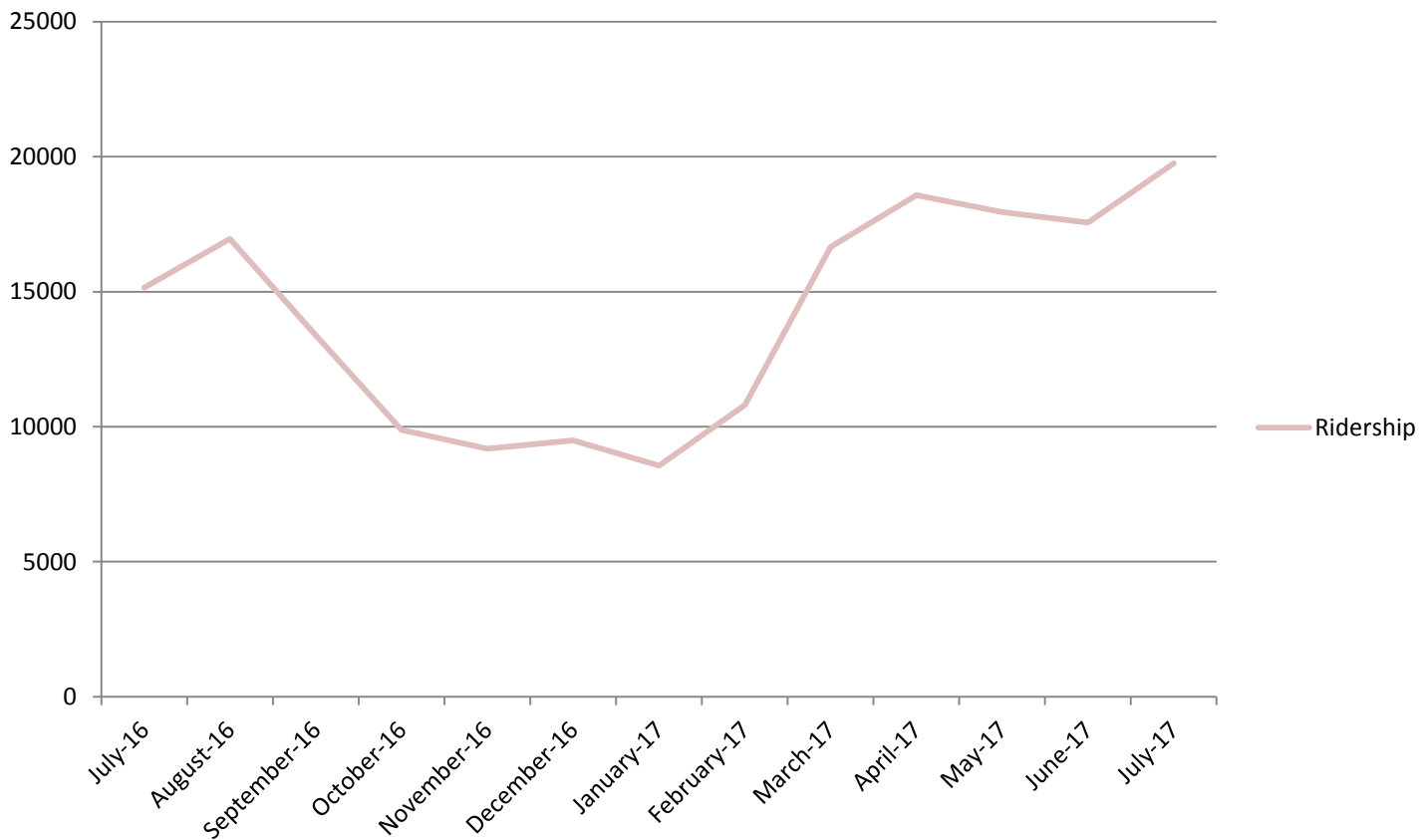
Re-Alignment Complete

- **21,000 passengers in the first month of operation**
- **750 per day**
- **Future Routes**
 - Expansion of Forsyth Route
 - Savannah River Landing Route
- **Link outlying parking areas to the heart of downtown**





Previous DOT Monthly Ridership





Investment in Parking Supply



West Henry Street

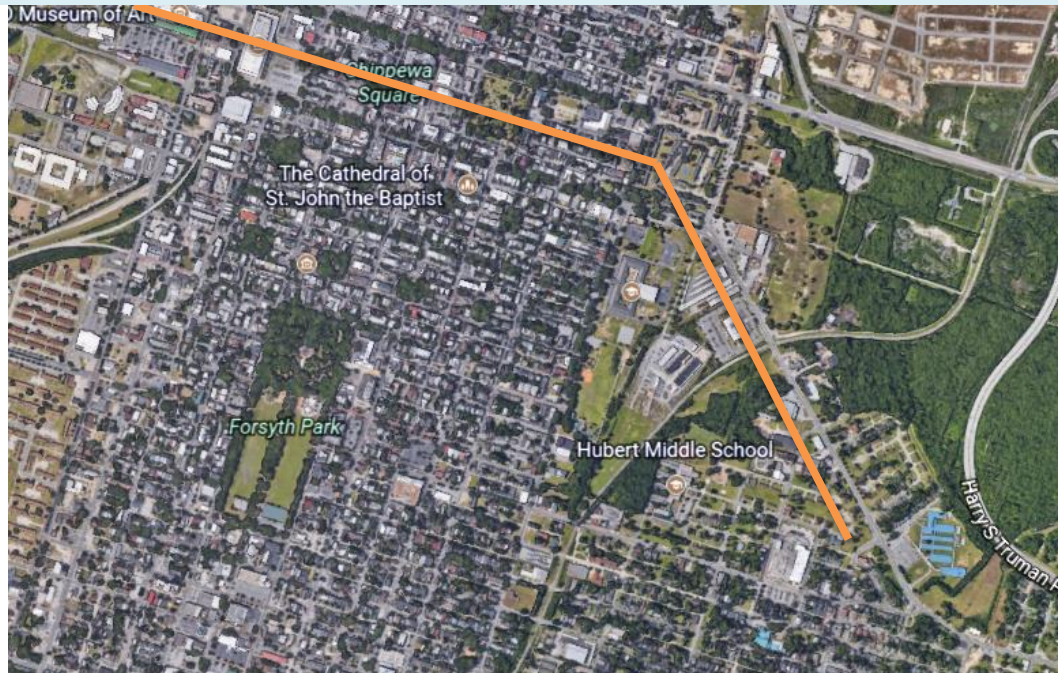
- 24 spaces
- No contracts yet

Broughton Street Lot Expansion

Liberty Street



Investment in Bicycle Infrastructure



- Liberty-Wheaton: Design Complete
 - Connections to future canal district, Blackshear, Gordonston, Bee Road – Truman Trail
- Lincoln Street Lane: Design Complete



Investment in Bicycle Infrastructure




Proposed Budget Civic Center Fund Overview



Proposed Budget - Civic Center Fund

- Maintains Current Service Level
- Capital Improvements - \$845,000
 - Arena Air Handler Replacement
 - Ballroom Renovations
 - Theatre House Light Replacement



FY18 Proposed Budget - Civic Center Fund

REVENUES	\$3,773,591
Operating Revenues	\$1,474,400
Hotel Motel/Auto Rental Tax Fund Transfer	\$2,164,191
Service Charges to City Departments	\$135,000
EXPENDITURES	\$3,773,591
Personnel	\$1,480,477
Contractual	\$ 1,121,520
Commodities	\$ 176,602
Internal Services	\$ 367,362
Capital Outlay	\$ 5,000
Contribution to CIP	\$ 483,431
Other (Concession Purchases, Catering, Vehicle Use)	\$ 139,199



Where do we go from here?



Discussion...

<u>DATE</u>	<u>TIME</u>	<u>ACTIVITY</u>
12/12/17	3:00 PM	City Council Budget Workshop #5
12/21/17	10:00 AM	City Council Budget Workshop #6
12/21/17	2:00 PM	Second Budget Public Hearing
12/21/17	2:00 PM	FY18 Budget Adoption
01/01/17	00:01 AM	New Budget Begins

