



Coastal Georgia

INDICATORS COALITION

Tara Jennings

Director



Charter Organizations



Chatham County



City of Savannah

United Way
of the Coastal Empire



United Way of the Coastal Empire



Sponsors & Partners

- ARMSTRONG STATE UNIVERSITY
- CHATHAM COUNTY COMMISSION
- CHATHAM COUNTY DEPARTMENT OF PUBLIC HEALTH
- CHATHAM COUNTY-SAVANNAH METROPOLITAN PLANNING COMMISSION
- CHATHAM COUNTY SAFETY NET PLANNING COUNCIL
- CITY OF SAVANNAH
- GARDEN CITY
- GATEWAY COMMUNITY SERVICE BOARD
- HEALTHY SAVANNAH
- HEALTHY TEENS FOR HEALTHY SAVANNAH
- HOUSING AUTHORITY OF SAVANNAH
- MEMORIAL HEALTH UNIVERSITY MEDICAL CENTER
- SAVANNAH AREA CHAMBER OF COMMERCE
- SAVANNAH BUSINESS GROUP
- SAVANNAH CHATHAM COUNTY PUBLIC SCHOOL SYSTEM
- SAVANNAH ECONOMIC DEVELOPMENT AUTHORITY
- SAVANNAH GRADUATES
- SAVANNAH STATE UNIVERSITY
- SAVANNAH TECHNICAL COLLEGE
- ST. JOSEPH'S/CANDLER HEALTH SYSTEM
- STEP UP SAVANNAH
- UNITED WAY OF THE COASTAL EMPIRE



CORE PRODUCTS



Neutral Convener



Web Portal

<http://www.coastalgaindicators.org/>



Strategic Planning



Strategic Planning Process



- Community Needs Assessment
- Public Opinion Survey
- Focus Group Meetings
- Community Wide Meetings
- Blueprint Released 12/2015
- Project Teams
- Internal Reporting
- External Reporting
- Investigating Opportunities for alignment





Economy



Chatham County anchors a **thriving, business-friendly, regional economy** in which all workers are prepared for **quality jobs**, and **residents feel empowered** to attain a high quality of life.

- **Using accurate and reliable data,**
 - link current and projected needs of employers through the development of apprenticeship and vocational programs for the placement of individuals with quality employment leading to self-sufficiency.
- **Facilitate lifting individuals out of poverty**
 - by providing by reducing barriers and creating opportunities for quality employment for young adults, the working poor, ex-offenders, and those struggling with mental illness.
- **Guide entrepreneurial growth**
 - through the enhanced presence of small business support resources, and facilitate collaboration among local businesses to promote innovation.



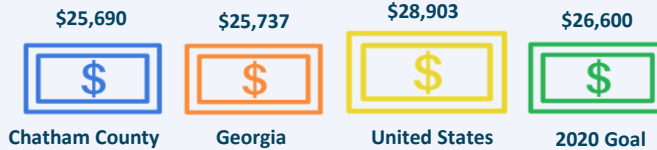
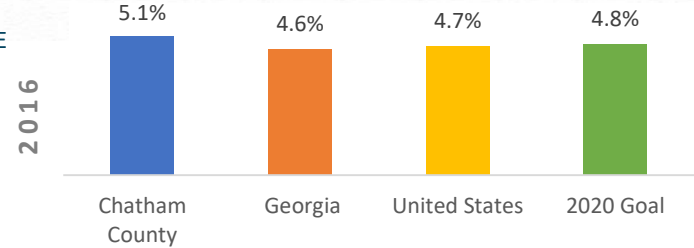
Economy Indicators

KEY INDICATOR A: UNEMPLOYED WORKERS IN CIVILIAN LABOR FORCE

SOURCE: BUREAU OF LABOR STATISTICS

Chatham County unemployment rate was 5.1% as of January 2016.

→ Down 0.6% from 2015.



KEY INDICATOR B: INCOME PER CAPITA¹

SOURCE: AMERICAN COMMUNITY SURVEY

The median per capita income was \$25,690 for Chatham County as of January 2017.


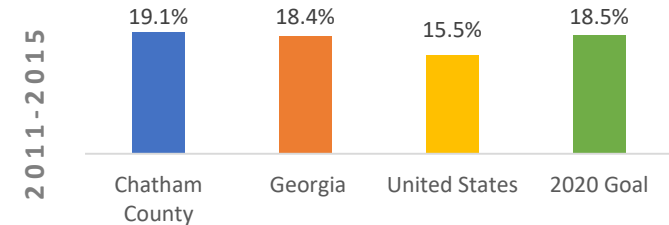
→ Up \$597 from (2009-2013).

KEY INDICATOR C: PEOPLE LIVING BELOW POVERTY LEVEL

SOURCE: AMERICAN COMMUNITY SURVEY

The Chatham County poverty rate was 19.1% as of 2017.

→ No change from (2009-2013).



KEY INDICATOR D: SEVERE HOUSING PROBLEMS

SOURCE: COUNTY HEALTH RANKINGS

In 2016, Chatham County had 18.9% of residents living in conditions with an increased exposure to mold, mildew, pest infestation, and other environmental hazards. → Up from 0.5% from 2015.



Education



From **early childhood education** through **post-secondary achievement**, Chatham County's **innovative** and **inclusive** educational systems are a **model of academic excellence** that enable students to have the **knowledge, skills and abilities** to succeed at **chosen pathways**.

- **Ensure that financial skills, social skills, and conflict resolution skills are being offered to parents and taught to all students**
 - through the use of technology, community partnerships, and counseling for parents and children.
- **Implement mentorship programs between employers and students;**
 - while increasing leadership development programs between community organizations and public schools to prepare students for employment and promote upward mobility.
- **Incentivize and promote parental involvement in schools**
 - by teaching parents to advocate for their child(ren), facilitating better communication between parents and school leadership, and eliminating barriers to parent engagement



Education Indicators

KEY INDICATOR A: ENGAGING STUDENTS PARENTS AND THE COMMUNITY

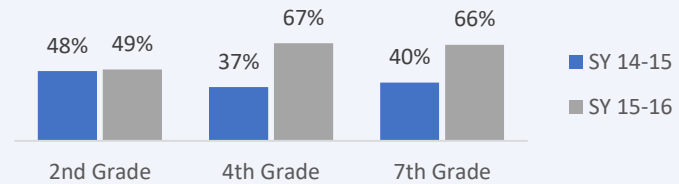
SOURCES: SCCPSS DISTRICT ACCOUNTABILITY SYSTEM

Savannah-Chatham County Public School System (SCCPSS) measures the level of interaction with parents and members of community. **As of school year (SY) 2014-2015 the district-wide score was 26 points. The 2020 Goal is 30 points.**

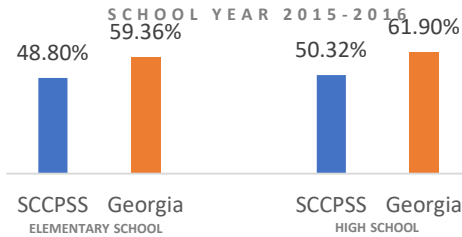


KEY INDICATOR B: READING ON GRADE LEVEL

SOURCES: SCCPSS DISTRICT ACCOUNTABILITY SYSTEM



GEORGIA MILESTONES



ELEMENTARY SCHOOL *Weighted percent of students scoring at Developing Learner or above on the Georgia Milestones English Language Arts EOG (required participation rate >= 95%)*

→ SCCPS down 2.5% from SY 14 - 15.

HIGHSCHOOL *% of students achieving a Lexile measure ≥ 1275 on the Georgia Milestones American Literature End of Grade*

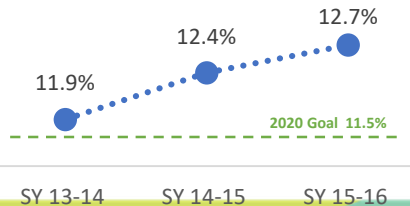
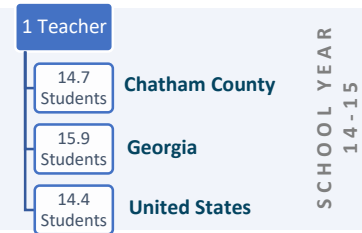
→ SCCPS down 2.1% from SY 14 - 15.

SOURCES: GEORGIA DEPT. OF EDUCATION - GEORGIA MILESTONE ASSESSMENT

KEY INDICATOR C: STUDENT-TO-TEACHER RATIO

SOURCES: NATIONAL CENTER FOR EDUCATION STATISTICS

This indicator shows the average number of public school students per teacher for the entire system. The student-teacher ratio gives a rough idea of the amount of individualized attention from teachers that is available to each student. → **No Change from SY 13-14.**



KEY INDICATOR D: SCHOOL DISCIPLINE

SOURCES: SCCPSS DISTRICT ACCOUNTABILITY SYSTEM

There were 12.7% of students referred in SY 2015-2016 for In-School Suspension (ISS), Out-of-School Suspension (OSS), and expulsion → **0.3% increase from SY 14 - 15.**



Health



Chatham has a **culture of health** including **equal access to quality and affordable healthcare**, chronic disease **prevention**, **health inclusive policies** and **environmental design**.

- **Effectively address mental illness**
 - by educating the public and reducing stigma, increasing early intervention programs, removing gaps and barriers, and increasing access to treatment; particularly as it impacts incarcerated individuals, children, and adolescents.
- **Ensure access to and invest in community-based health resources**
 - equipping citizens to increase health equality while optimizing their health and wellness, with preventive health care services, health education and strategies to motivate individuals and families to adopt healthy lifestyle behaviors.
- **Instill healthy practices**
 - providing comprehensive health education, nutrient-rich foods, opportunities for physical activity, and prevention education including but not limited to violence prevention.
- **Increase access to healthy food**
 - for populations that are most likely to be food-insecure such as older adults, children, those in poverty, and those that live in food deserts.

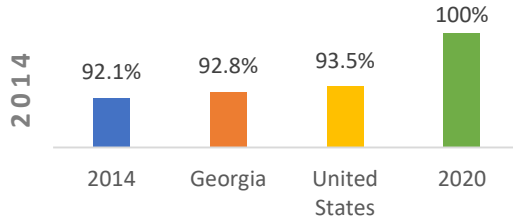


Health Indicators

KEY INDICATOR A: ADULTS WITH HEALTH INSURANCE

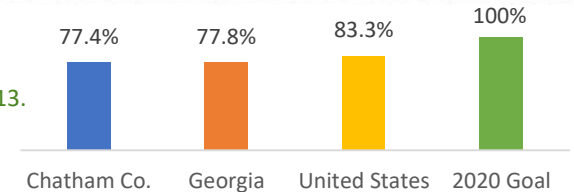
SOURCE: AMERICAN COMMUNITY SURVEY

In 2014, 77.4% of adults over the age of 19 had health insurance. → Up 3.7% from 2013.



In 2014, 92.1% of Children under the age of 19 had health insurance.
→ Up 1.8% from 2013.

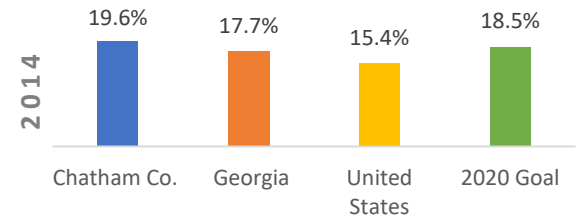
SOURCE: SMALL AREA HEALTH INSURANCE ESTIMATOR



KEY INDICATOR B: FOOD INSECURITY RATE

SOURCE: FEEDING AMERICA

19.6% of Chatham County residents are food insecure as of 2014 (reported May 2016). The U.S. Department of Agriculture (USDA) defines food insecurity as limited or uncertain availability of nutritionally adequate foods or uncertain ability to acquire these foods in socially acceptable ways. → Up 0.4% from 2013.



KEY INDICATOR C: POOR MENTAL HEALTH DAYS ²

SOURCES: COUNTY HEALTH RANKINGS

Chatham County residents averaged 3.8 days that adults reported their mental health was not good in the past 30 days.

→ Up from 2.8 days in 2013.

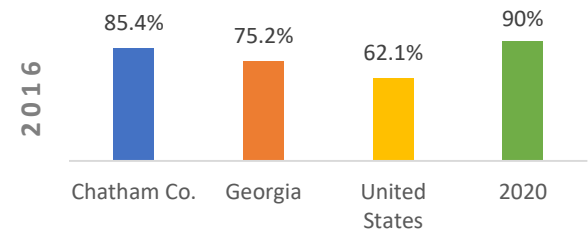
² Due to a change in methodology, CGIC will move forward with the indicator Frequent Mental Distress.

KEY INDICATOR D: ACCESS TO EXERCISE OPPORTUNITIES

SOURCE: COUNTY HEALTH RANKINGS

85.4% of Chatham residents live reasonably close to a park or recreational facility as of April 2016.

→ Down 0.3% from 2017





Quality of Life



Chatham County citizens achieves a superior quality of life within a **safe, active and healthy** environment inclusive of the area's history, **natural resources, public mobility** and **efficient government**.

- **Reduce crime, particularly abuse and violence,**
 - by building trust between law enforcement and residents, focusing enforcement in high crime areas, and expanding the visibility of police to ensure all residents feel safe.
- **Promote and provide neighborhood connectivity**
 - and build environments that encourage active and healthy lifestyle through the strategic placement of bicycle and pedestrian pathways and public parks, enforcement of road regulations, and education about the health benefits.
- **Develop local and regional collaboration**
 - among similar organizations to improve the delivery of social services and to expand the continuum of services.
- **Provide effective and efficient government services**
 - while ensuring that processes and procedures are planned and executed with transparency.



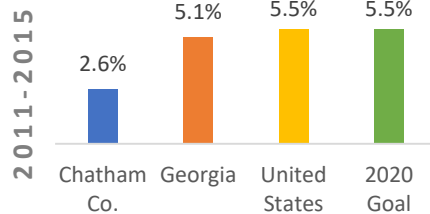
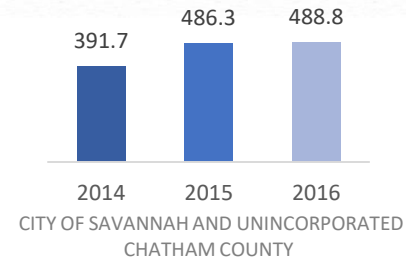
Quality of Life Indicators

KEY INDICATOR A: VIOLENT CRIME RATE PER 100,000 RESIDENTS

SOURCE: FBI Uniform Crime Reports

In 2016, 488.4 violent crimes occurred per 100,000 residents of unincorporated Chatham County and City of Savannah. *Violent crimes include murder, rape, robbery, and aggravated assaults.*

→ Up 24.7% from 2014. (Percent increase in rate.)



KEY INDICATOR B: WORKERS COMMUTING BY PUBLIC TRANSIT

SOURCE: AMERICAN COMMUNITY SURVEY

2.6 % of Chatham County's workers aged 16 years and older commute to work by public transportation in 2011-2015.

→ Up .4% from (2010-2014).

KEY INDICATOR C: MILES OF SAFE, PEDESTRIAN-FRIENDLY TRANSPORTATION

SOURCE: CHATHAM- SAVANNAH METROPOLITAN PLANNING COMMISSION

There are a total of **572 miles** of safe, bicycle, and pedestrian – friendly paths of transportation within Chatham County.

→ Since 2013 there is no change in the number in the City of Savannah bike lanes.⁵

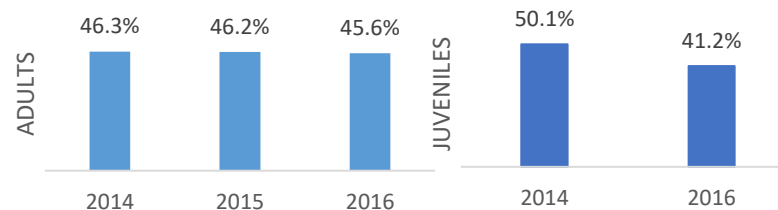


KEY INDICATOR D: RECIDIVISM RATE FOR JUVENILE AND ADULT OFFENDERS⁴

SOURCE: SAVANNAH CHATHAM METRO POLICE DEPARTMENT

The rate of recidivism in Chatham County shows that 45.6% of adults and 41.2% of juveniles relapsed, being arrested again within a three year time frame.

→ Down 0.5% for adults and 8.9% for juveniles from 2015.





How do we compare?

Measurement	Location						
	United States	Georgia	Chatham County	City of Savannah (Savannah, GA)	Orleans Parish (New Orleans, LA)	Baltimore City (Baltimore, MD)	City of Cleveland (Cleveland, OH)
Population (2013 Census Estimation)			282,799	142,772	378,715	623,404	390,113
Percent of Individuals 25 years of age + with high school degree or higher	86.0%	84.7%	88.7%	85.6%	84.5%	80.2%	77.4%
Percent of Individuals 25 years of age + with bachelor's degree or higher	28.8%	28.0%	31.3%	26.1%	33.7%	26.8%	14.9%
Percent of Individuals 16 years of age, and older in the civilian workforce (16+ years of age and up)	63.8%	63.2%	60.6%	56.9%	62.3%	61.1%	56.8%
Median Household Income	\$53,046.00	\$49,179.00	\$25,093.00	\$35,838.00	\$37,146.00	\$41,385	26,217
Poverty Rate	14.50%	19.00%	19.10%	26.00%	28.80%	23.8%	35.45%

Source U.S. Census Bureau: State and County QuickFacts. Data derived from Population Estimates, American Community Survey, Census of Population and Housing, State and County Housing Unit Estimates, County Business Patterns, Nonemployer Statistics, Economic Census, Survey of Business Owners, Building Permits Last Revised: 12/07/2015



Top Priorities/Opportunities

- **ECONOMY**
 - Expand work-based apprenticeship/internship opportunities
 - Increase and diversify affordable housing
- **EDUCATION**
 - Encourage quality early learning opportunities
 - Promote literacy and numeracy achievement
- **HEALTH**
 - Increase prevention services and access to treatment specific to behavioral health and mental health
 - Encourage healthy lifestyle choices
- **QUALITY OF LIFE**
 - Leverage resources for public safety initiatives
 - Advance community connectivity



Community Requests

- Support data driven funding and investment decisions that align with community priorities.
- Consider inclusion and implementation of the Chatham Community Blueprint into your strategic plan, comprehensive plan where deemed appropriate.
- Participate on one of the various project teams





For More Information

Tara Jennings, Director
Coastal Georgia Indicators Coalition
912-651-1478
www.coastalgaindicators

