

CITY OF SAVANNAH

HOUSING AND COMMUNITY DEVELOPMENT PROGRAM

2021


One-Year Action Plan Recommendations

*A required component
of the
City's Five Year
Housing and Community
Development Plan*

August 27, 2020



SAVANNAH
savannahga.gov



2021

Federal Entitlement Budget Process

June 10, 2020 – November 15, 2020

U.S. Department of HUD Programs

Projected Revenue: \$4.2 Million

Community Grants

Funding Sources



2021

General Fund Budget Process

June 14, 2020 – December 2020

Community Partnerships Program

Arts and Cultural Enrichment , ACE Program

Projected Revenue: TBD



2020

Federal Entitlement CARES Act

Revenue

\$1.3 Million CDBG-CV

\$2.7 Million ESG-CV

\$102 K HOPWA-CV

City Council Recommendations

- **Improve application process**
 - Reviewed and edited applications for clarity
 - Streamlined where possible
- **Expand marketing and promotional outreach**
 - Print Media
 - Savannah Morning News
 - Savannah Tribune
 - The Herald
 - Social Media
 - City Website/Facebook
- **Increase training opportunities**
 - Expanded information sessions from 1 to 3 in-person sessions (morning, afternoon, evening and Saturday)
 - One virtual session

The Results

- Federal Program: Up from 6 to 7
- Community Partnerships: Up from 48 to 59
- Arts and Cultural Enrichment Program: Up from 11 to 16



The City's Five-Year Housing and Community Development (HCD) Plan...

- Serves as the blueprint for how the City will assist low-to-moderate income persons and neighborhoods within the city limits of Savannah.
- Is developed every five years by the City's Human Services and Housing and Neighborhood Services Departments through an extensive planning process involving residents, community groups, City departments, agencies, and the general public.
- Establishes community priorities and performance goals for eligible activities in the areas of housing, economic development, neighborhood revitalization, homeless assistance and other human services.
- Meets federal comprehensive planning requirements and must be approved by the U.S. Department of Housing and Urban Development (HUD).



The One Year Action Plan...

- Is the City's official proposal to HUD for use of federal funding received on an annual basis to assist the City in achieving its Five Year HCD Plan goals
- Identifies the specific programs, service providers, performance goals and funding levels proposed to address the needs of low-to-moderate income residents and neighborhoods
- Is the culmination of a planning and budget allocations process that must comply with the City's HUD-approved public participation plan including:
 - Two public hearings
 - An open-competitive grant application process
 - Public advertisement
 - 30-day comment period
- Must be reviewed and approved by U.S. HUD

APPROVED



Federal Entitlement Funds

- Annual grants awarded directly to “Entitlement Communities”
- “Entitlement Communities” - metropolitan cities with populations of 50,000 or more. *(Smaller cities receive funding through the state.)*
- Grant amounts are determined by HUD using a statutory formula *(Formula includes measures of community need, e.g. poverty, population, housing age/overcrowding, growth lag/rate, etc.)*
- HUD Entitlement Grants include:
 - ✓ Community Development Block Grant (CDBG)
 - ✓ HOME Investment Partnership Grant (HOME)
 - ✓ Emergency Solutions Grant (ESG)



CDBG

- Must benefit low-to-moderate income persons, remove or eliminate slum and blight, or meet an urgent need (e.g. natural disaster).
- Funds may be used for property acquisition; rehabilitation of residential and nonresidential property; public services; homeownership assistance; and assistance to for-profit businesses for economic development.

LOCAL CDBG ACTIVITIES

- **Public Services**
Job training, GED education/GED and employment assistance.
- **Public Services: Special Purpose**
Federally or locally designated priorities include: Homeless Continuum of Care Management; assistance to persons with disabilities.
- **Economic Development**
Marketing and administration of the City's Small Business Loan Programs and job creation.



MJAC Job Fair



MJAC Diabetes Management Cooking Class

2019 PERFORMANCE OUTCOMES

PUBLIC SERVICE PROGRAMS	GOALS	RESULTS
All Center Activities	500	831
Long Term Advancement Program	80	162
Special Purpose/Persons with Disabilities	54	60
TOTAL PERSONS SERVED	634	1,053
ECONOMIC DEVELOPMENT	GOALS	RESULTS
City-assisted loans, loan guarantees funded	15	13
Low-to-moderate income jobs created from current and prior year loans	15	16

EMERGENCY SOLUTIONS GRANT (ESG)

- Helps individuals and families regain housing stability after experiencing a housing crisis or homelessness.
- Funds may be used for street outreach, emergency shelters, essential services for sheltered residents, homeless prevention, rapid re-housing assistance, and managing the homeless information system.

LOCAL ACTIVITIES

- **Emergency Shelter** - Funds essential services to homeless persons in emergency shelters and may assist with shelter operating costs.
- **Homeless Prevention** - Housing relocation, stabilization, and short/medium term rental assistance to keep persons at risk of homelessness from becoming homeless

2019 PERFORMANCE OUTCOMES

HOMELESS SERVICE PROGRAMS	GOALS	RESULTS
<u>Homeless Prevention</u> Short term rent and utility assistance to persons at risk of homelessness.	155	333
<u>Emergency Shelter</u> Food, shelter, and clothing to persons experiencing homelessness.	279	607
TOTAL PERSONS SERVED	434	940



HOUSING (CDBG/HOME)

- Assists communities in increasing the availability of decent affordable housing for low-to-moderate income households.
- Funds may be used for building, buying or rehabilitating affordable housing for rent or homeownership or providing direct rental assistance to low-income people.

LOCAL ACTIVITIES

- Dream Maker Home Buyer Program**
Grants and loans for down payment assistance or gap financing for home acquisition.
- Vacant/Infill Housing**
Financing for acquisition, construction, rehabilitation and sale of single-family housing.
- Owner-Occupied Home Improvements**
Minor interior and exterior improvements to homes of income-eligible households.
- Rental Property Rehabilitation**
Financing for rehabilitation of affordable rental properties

2019 PERFORMANCE OUTCOMES

HOUSING PROGRAMS	GOALS	RESULTS
Home Buyers	101	126
Vacant/Infill Housing	30	33
Owner-Occupied Home Improvements	175	235
Rental Property Development	199	162
Loans serviced	1,100	1,111
INVESTMENT	GOALS	RESULTS
Public Investment	\$3.1	\$3.1
Private/Other Investment	\$20.5	\$31.9
Total Investment (Millions)	\$23.6	\$35.0

NOTE: Outcomes are for all housing partnership activities and funding sources, including CDBG and HOME.



Minor Home Repair Volunteers



Affordable Housing Fund Recipient

HOUSING PRODUCTION SUMMARY (2010-2019)

ACTIVITY	2010	2011	2012	2013	2014	2015	2016	2017	2018	2019	TOTAL
Home Buyer Programs	97	73	85	71	70	79	79	48	92	126	820
Homeowner Program	213	121	162	154	166	144	171	155	172	235	1,693
Rental Programs	215	134	87	135	76	150	333	407	422	162	2,121
Infill / Vacant House Development	32	39	38	28	21	21	11	18	19	33	260
Total	557	367	372	388	333	394	594	628	705	556	4,894
Public Investment (Millions)	\$ 4.0	\$ 6.0	\$ 3.8	\$ 3.0	\$ 3.4	\$ 3.2	\$ 2.7	\$ 2.6	\$ 2.9	\$ 3.1	\$ 34.7
Private Investment (Millions)	\$38.1	\$23.2	\$10.6	\$22.8	\$17.7	\$33.6	\$40.0	\$64.2	\$71.8	\$31.9	\$353.9
Total Investment (Millions)	\$42.1	\$29.2	\$14.4	\$25.8	\$21.1	\$36.8	\$42.7	\$66.8	\$74.7	\$35.0	\$389.6

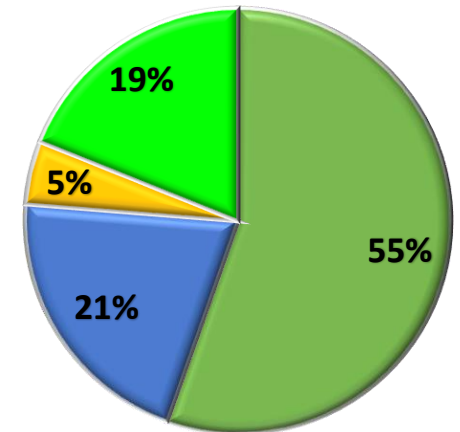
NOTE: Outcomes shown above are for all housing partnership activities and funding sources, including CDBG and HOME.

2021 ESTIMATED REVENUE

FUNDING SOURCE	ESTIMATED REVENUE*
Community Development Block Grant (CDBG)	\$2,312,311
Emergency Solutions Grant	\$201,018
HOME Investment Partnership Grant	\$870,261
Estimated Program Income (CDBG, HOME)	\$788,907
Total 2021 Estimated Revenue	\$4,172,497

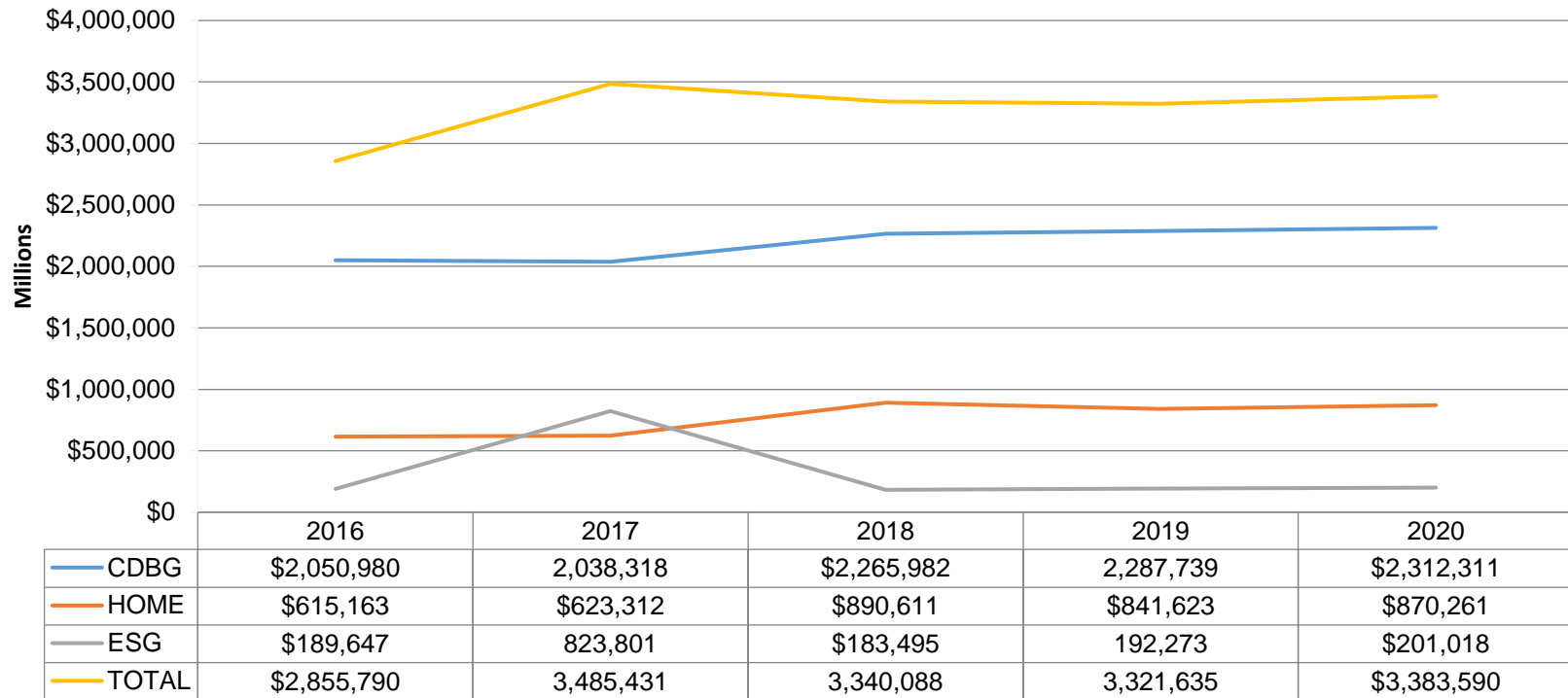
**Estimated grant revenue totals are based on current year federal allocations.*

Estimated Revenue



■ CDBG
 ■ HOME
 ■ ESG
 ■ Program Income

Five Year Federal Allocations Trend (2016-2020)



Community Development Block Grant	\$261,331
HOME Partnership Grant	\$255,098
Emergency Solutions Grant	\$11,371
NET GAIN (2016 to 2020)	\$527,800

PROPOSED 2021 ONE YEAR ACTION PLAN

REVENUE	2020 Actual	2021 Proposed	Difference
Community Development Block Grant Allocation	\$ 2,312,311	\$ 2,312,311	\$ -
HOME Partnership Investment Grant Allocation	\$ 870,261	\$ 870,261	\$ -
Emergency Solutions Grant Allocation	\$ 201,018	\$ 201,018	\$ -
Estimated Program Income	\$ 788,907	\$ 855,584	\$ 66,677
Total Estimated Revenue	\$ 4,172,497	\$ 4,239,174	\$ 66,677
EXPENDITURES	2020 Actual	2021 Proposed	Difference
CDBG Public Services	\$ 334,366	\$ 334,366	\$ -
CDBG Housing Development	\$ 1,356,616	\$ 1,349,616	\$ (7,000)
CDBG Economic Development	\$ 394,907	\$ 364,084	\$ (30,823)
CDBG Program Administration	\$ 515,329	\$ 533,579	\$ 18,250
CDBG Contingency	\$ -	\$ 86,250	\$ 86,250
HOME Housing Programs	\$ 1,370,261	\$ 1,370,261	\$ -
ESG Homeless Programs	\$ 201,018	\$ 201,018	\$ -
Total Estimated Expenditures	\$ 4,172,497	\$ 4,239,174	\$ 66,677

Next Steps

Friday, August 28

Notification letters mailed to agencies

Friday, August 28

Proposed One Year Action Plan published &
30 Day Public Comment Period begins

Monday, September 28

30 Day Public Comment Period ends

Thursday, October 8

Second Public Hearing &
Adoption of One Year Action Plan

Friday, November 13

Plan prepared for submission to U.S. HUD

Thank you for your consideration.